

# Heathrow Airport (LHR)

Summer 2018 (S18)



## Start of Season Report

Report Date: Wed 21-Mar-2018

### Headlines

|   | S18 Start | vs. S17 Start | vs. S17 End |
|---|-----------|---------------|-------------|
| Total Air Transport Movements (Passenger & Freight)     | 294775    | ▲ 0.2%        | ▲ 1.3%      |
| Total Passenger Air Transport Movements                 | 292906    | ▲ 0.2%        | ▲ 1.4%      |
| Total Passenger Air Transport Movement Seats            | 63205851  | ▲ 1.0%        | ▲ 3.0%      |
| Average Seats per Passenger Air Transport Movement      | 215.79    | ▲ 0.7%        | ▲ 1.6%      |
| Percentage of allocated slots cleared as requested (OK) | 97.8%     |               |             |

### Contents

| Page | Content   |
|------|---|
| 2    | Runway Scheduling Limits  |
| 3    | Peak Week - Allocation and Slot Adjustment Distribution by Operator         |
| 4    | Full Season - Aircraft Size Analysis  |
| 5    | Full Season - Seasonality   |
| 6    | Peak Week - Hourly Runway Demand  |
| 7    | Peak Week - Hourly Runway Allocation  |
| 8    | Peak Week Histogram - Arrival Passengers (T60/30) - 2I - All Operators      |
| 9    | Peak Week Histogram - Arrival Passengers (T2H/30) - 2I - All Operators      |
| 10   | Peak Week Histogram - Arrival Passengers (T60/30) - 2D - All Operators      |
| 11   | Peak Week Histogram - Departure Passengers (T60/30) - 2D 2I - All Operators |
| 12   | Peak Week Histogram - Departure Passengers (T3H/30) - 2D 2I - All Operators |
| 13   | Peak Week Histogram - Arrival Passengers (T60/30) - 3I - All Operators      |
| 14   | Peak Week Histogram - Arrival Passengers (T2H/30) - 3I - All Operators      |
| 15   | Peak Week Histogram - Departure Passengers (T60/30) - 3I - All Operators    |
| 16   | Peak Week Histogram - Departure Passengers (T3H/30) - 3I - All Operators    |
| 17   | Peak Week Histogram - Arrival Passengers (T60/30) - 4I - All Operators      |
| 18   | Peak Week Histogram - Arrival Passengers (T2H/30) - 4I - All Operators      |
| 19   | Peak Week Histogram - Departure Passengers (T60/30) - 4I - All Operators    |
| 20   | Peak Week Histogram - Departure Passengers (T3H/30) - 4I - All Operators    |
| 21   | Peak Week Histogram - Arrival Passengers (T60/30) - 5D - All Operators      |
| 22   | Peak Week Histogram - Arrival Passengers (T60/30) - 5I - All Operators      |
| 23   | Peak Week Histogram - Departure Passengers (T60/30) - 5D 5I - All Operators |
| 24   | Glossary  |

S17 scheduling season runs from Sun 26-Mar-2017 to Sat 28-Oct-2017 (217 days).

S18 scheduling season runs from Sun 25-Mar-2018 to Sat 27-Oct-2018 (217 days).

### Disclaimer

No warranty whether expressed or implied as to the completeness, accuracy, fitness for purpose, or satisfactory quality is given by ACL regarding the information in this report, which is provided by third parties. Accordingly, ACL excludes all liability with regard to such data.

The contents of this report may not be reproduced without the written consent of ACL.

# Runway Scheduling Limits



## Declared Hourly Movement Capacity

| S17 Arrivals |     |     |     |     |     |     |     | Change: S17 to S18 |     |     |     |     |     |     | S18 Arrivals |      |     |     |     |     |     |     |     |
|--------------|-----|-----|-----|-----|-----|-----|-----|--------------------|-----|-----|-----|-----|-----|-----|--------------|------|-----|-----|-----|-----|-----|-----|-----|
| Hour         | Mon | Tue | Wed | Thu | Fri | Sat | Sun | Hour               | Mon | Tue | Wed | Thu | Fri | Sat | Sun          | Hour | Mon | Tue | Wed | Thu | Fri | Sat | Sun |
| UTC          | 1   | 2   | 3   | 4   | 5   | 6   | 7   | UTC                | 1   | 2   | 3   | 4   | 5   | 6   | 7            | UTC  | 1   | 2   | 3   | 4   | 5   | 6   | 7   |
| 05           | 39  | 39  | 39  | 39  | 39  | 39  | 39  | 05                 |     |     |     |     |     |     |              | 05   | 39  | 39  | 39  | 39  | 39  | 39  | 39  |
| 06           | 39  | 39  | 39  | 39  | 39  | 39  | 39  | 06                 |     |     |     |     |     |     |              | 06   | 39  | 39  | 39  | 39  | 39  | 39  | 39  |
| 07           | 37  | 37  | 37  | 37  | 37  | 37  | 37  | 07                 |     |     |     |     |     |     |              | 07   | 37  | 37  | 37  | 37  | 37  | 37  | 37  |
| 08           | 45  | 45  | 45  | 45  | 45  | 45  | 45  | 08                 |     |     |     |     |     |     |              | 08   | 45  | 45  | 45  | 45  | 45  | 45  | 45  |
| 09           | 41  | 41  | 41  | 41  | 41  | 41  | 41  | 09                 | 1   | 1   | 1   | 1   | 1   | 1   | 1            | 09   | 42  | 42  | 42  | 42  | 42  | 42  | 42  |
| 10           | 40  | 40  | 40  | 40  | 40  | 40  | 40  | 10                 | 1   | 1   | 1   | 1   | 1   | 1   | 1            | 10   | 41  | 41  | 41  | 41  | 41  | 41  | 41  |
| 11           | 40  | 40  | 40  | 40  | 40  | 40  | 40  | 11                 |     |     |     |     |     |     |              | 11   | 40  | 40  | 40  | 40  | 40  | 40  | 40  |
| 12           | 43  | 43  | 43  | 43  | 43  | 43  | 43  | 12                 |     |     |     |     |     |     |              | 12   | 43  | 43  | 43  | 43  | 43  | 43  | 43  |
| 13           | 41  | 41  | 41  | 41  | 41  | 41  | 41  | 13                 | -2  | -2  | -2  | -2  | -2  | -2  | -2           | 13   | 39  | 39  | 39  | 39  | 39  | 39  | 39  |
| 14           | 41  | 41  | 41  | 41  | 41  | 41  | 41  | 14                 |     |     |     |     |     |     |              | 14   | 41  | 41  | 41  | 41  | 41  | 41  | 41  |
| 15           | 44  | 44  | 44  | 44  | 44  | 44  | 44  | 15                 | -1  | -1  | -1  | -1  | -1  | -1  | -1           | 15   | 43  | 43  | 43  | 43  | 43  | 43  | 43  |
| 16           | 41  | 41  | 41  | 41  | 41  | 41  | 41  | 16                 | 1   | 1   | 1   | 1   | 1   | 1   | 1            | 16   | 42  | 42  | 42  | 42  | 42  | 42  | 42  |
| 17           | 45  | 45  | 45  | 45  | 45  | 45  | 45  | 17                 |     |     |     |     |     |     |              | 17   | 45  | 45  | 45  | 45  | 45  | 45  | 45  |
| 18           | 43  | 43  | 43  | 43  | 43  | 43  | 43  | 18                 |     |     |     |     |     |     |              | 18   | 43  | 43  | 43  | 43  | 43  | 43  | 43  |
| 19           | 41  | 41  | 41  | 41  | 41  | 41  | 41  | 19                 | -1  | -1  | -1  | -1  | -1  | -1  | -1           | 19   | 40  | 40  | 40  | 40  | 40  | 40  | 40  |
| 20           | 41  | 41  | 41  | 41  | 41  | 41  | 41  | 20                 | 2   | 2   | 2   | 2   | 2   | 2   | 2            | 20   | 43  | 43  | 43  | 43  | 43  | 43  | 43  |
| 21           | 22  | 22  | 22  | 22  | 22  | 22  | 22  | 21                 |     |     |     |     |     |     |              | 21   | 22  | 22  | 22  | 22  | 22  | 22  | 22  |

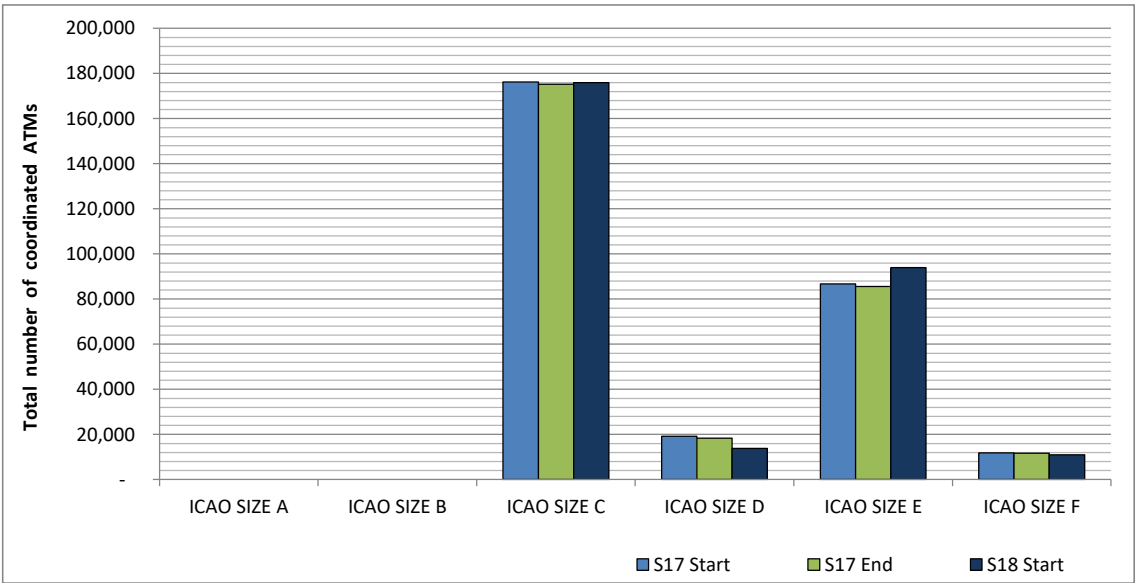
| S17 Departures |     |     |     |     |     |     |     | Change: S17 to S18 |     |     |     |     |     |     | S18 Departures |      |     |     |     |     |     |     |     |
|----------------|-----|-----|-----|-----|-----|-----|-----|--------------------|-----|-----|-----|-----|-----|-----|----------------|------|-----|-----|-----|-----|-----|-----|-----|
| Hour           | Mon | Tue | Wed | Thu | Fri | Sat | Sun | Hour               | Mon | Tue | Wed | Thu | Fri | Sat | Sun            | Hour | Mon | Tue | Wed | Thu | Fri | Sat | Sun |
| UTC            | 1   | 2   | 3   | 4   | 5   | 6   | 7   | UTC                | 1   | 2   | 3   | 4   | 5   | 6   | 7              | UTC  | 1   | 2   | 3   | 4   | 5   | 6   | 7   |
| 05             | 25  | 25  | 25  | 25  | 25  | 25  | 25  | 05                 |     |     |     |     |     |     |                | 05   | 25  | 25  | 25  | 25  | 25  | 25  | 25  |
| 06             | 45  | 45  | 45  | 45  | 45  | 45  | 45  | 06                 |     |     |     |     |     |     |                | 06   | 45  | 45  | 45  | 45  | 45  | 45  | 45  |
| 07             | 42  | 42  | 42  | 42  | 42  | 42  | 42  | 07                 |     |     |     |     |     |     |                | 07   | 42  | 42  | 42  | 42  | 42  | 42  | 42  |
| 08             | 45  | 45  | 45  | 45  | 45  | 45  | 45  | 08                 |     |     |     |     |     |     |                | 08   | 45  | 45  | 45  | 45  | 45  | 45  | 45  |
| 09             | 43  | 43  | 43  | 43  | 43  | 43  | 43  | 09                 |     |     |     |     |     |     |                | 09   | 43  | 43  | 43  | 43  | 43  | 43  | 43  |
| 10             | 44  | 44  | 44  | 44  | 44  | 44  | 44  | 10                 |     |     |     |     |     |     |                | 10   | 44  | 44  | 44  | 44  | 44  | 44  | 44  |
| 11             | 40  | 40  | 40  | 40  | 40  | 40  | 40  | 11                 |     |     |     |     |     |     |                | 11   | 40  | 40  | 40  | 40  | 40  | 40  | 40  |
| 12             | 44  | 44  | 44  | 44  | 44  | 44  | 44  | 12                 |     |     |     |     |     |     |                | 12   | 44  | 44  | 44  | 44  | 44  | 44  | 44  |
| 13             | 45  | 45  | 45  | 45  | 45  | 45  | 45  | 13                 |     |     |     |     |     |     |                | 13   | 45  | 45  | 45  | 45  | 45  | 45  | 45  |
| 14             | 44  | 44  | 44  | 44  | 44  | 44  | 44  | 14                 |     |     |     |     |     |     |                | 14   | 44  | 44  | 44  | 44  | 44  | 44  | 44  |
| 15             | 44  | 44  | 44  | 44  | 44  | 44  | 44  | 15                 | 1   | 1   | 1   | 1   | 1   | 1   | 1              | 15   | 45  | 45  | 45  | 45  | 45  | 45  | 45  |
| 16             | 43  | 43  | 43  | 43  | 43  | 43  | 43  | 16                 |     |     |     |     |     |     |                | 16   | 43  | 43  | 43  | 43  | 43  | 43  | 43  |
| 17             | 44  | 44  | 44  | 44  | 44  | 44  | 44  | 17                 |     |     |     |     |     |     |                | 17   | 44  | 44  | 44  | 44  | 44  | 44  | 44  |
| 18             | 44  | 44  | 44  | 44  | 44  | 44  | 44  | 18                 |     |     |     |     |     |     |                | 18   | 44  | 44  | 44  | 44  | 44  | 44  | 44  |
| 19             | 44  | 44  | 44  | 44  | 44  | 44  | 44  | 19                 | 1   | 1   | 1   | 1   | 1   | 1   | 1              | 19   | 45  | 45  | 45  | 45  | 45  | 45  | 45  |
| 20             | 34  | 34  | 34  | 34  | 34  | 34  | 34  | 20                 | -2  | -2  | -2  | -2  | -2  | -2  | -2             | 20   | 32  | 32  | 32  | 32  | 32  | 32  | 32  |
| 21             | 29  | 29  | 29  | 29  | 29  | 29  | 29  | 21                 | 2   | 2   | 2   | 2   | 2   | 2   | 2              | 21   | 31  | 31  | 31  | 31  | 31  | 31  | 31  |



# Full Season - Aircraft Size Analysis

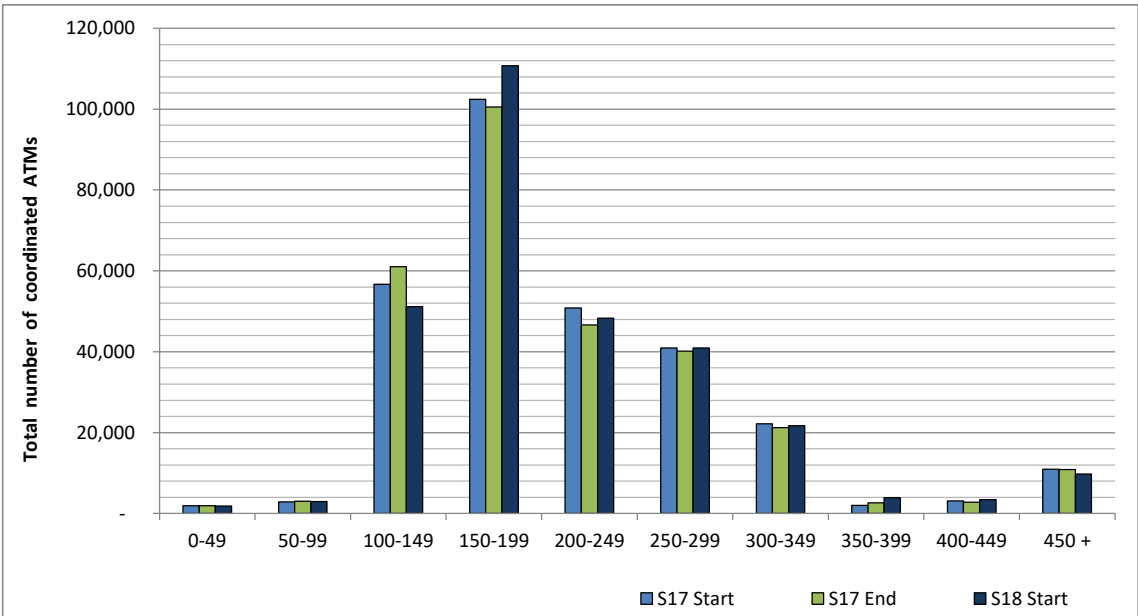


## ICAO size designation



Note: See Glossary for definitions of ICAO SIZE groupings

## Air Transport Movement seat distribution

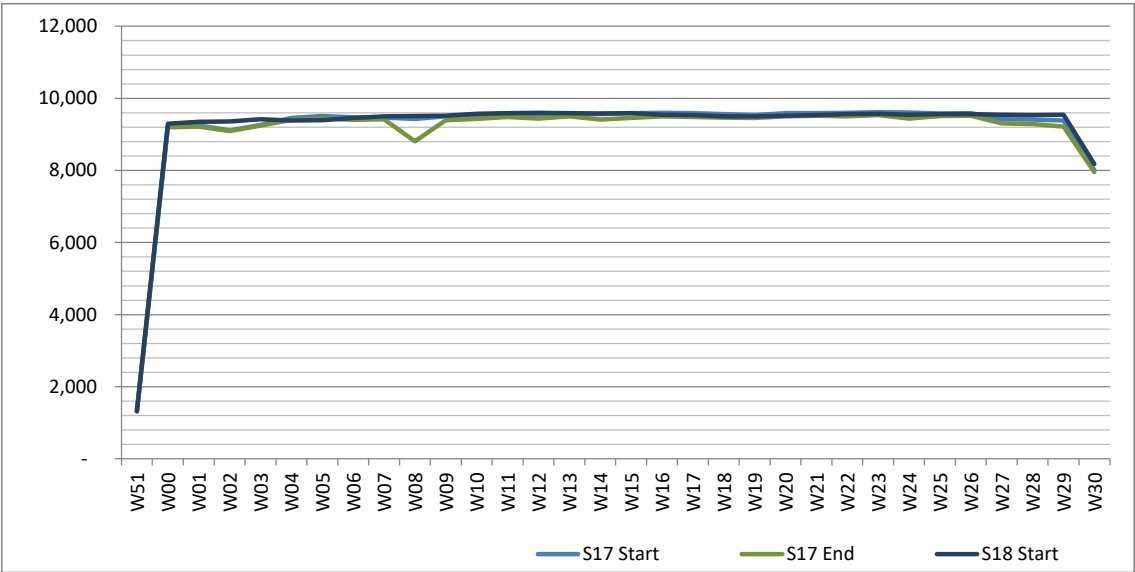


Note: FREIGHT-ONLY services with 0 seats are included in the first seat band '0-49'

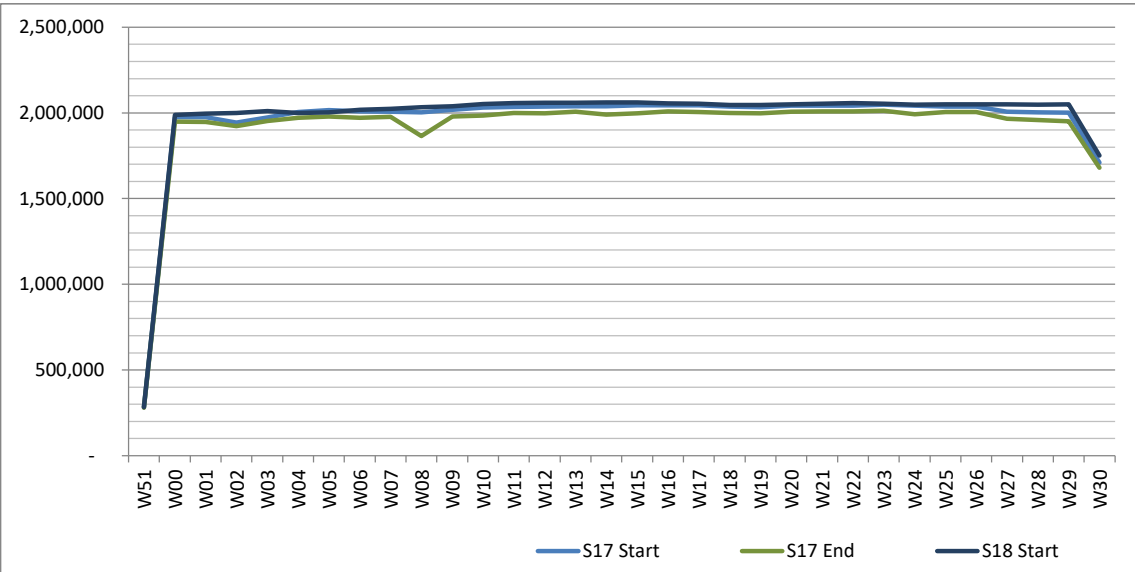
# Full Season - Seasonality



Air Transport Movements by week of season



Air Transport Movement Seats by week of season



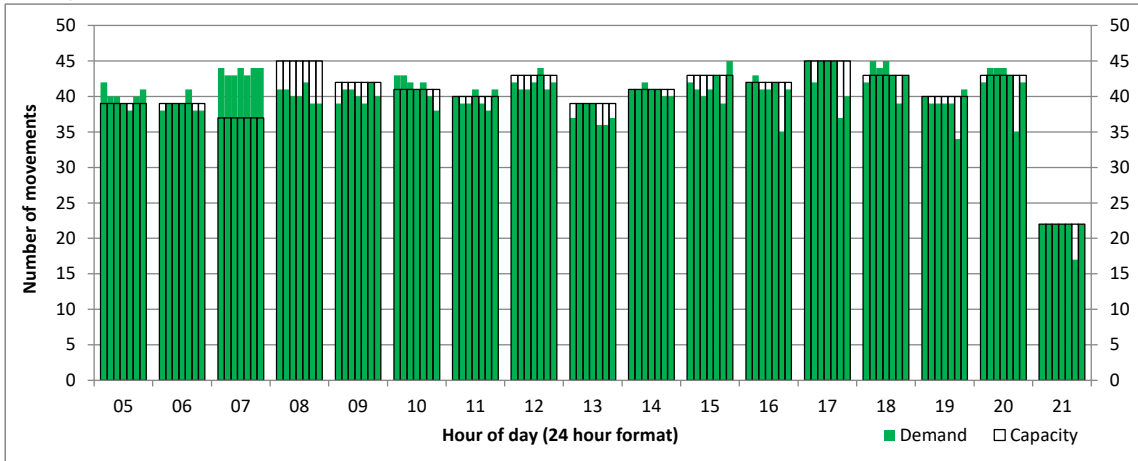
# Peak Week - Hourly Runway Demand

Schedule: S18 Start



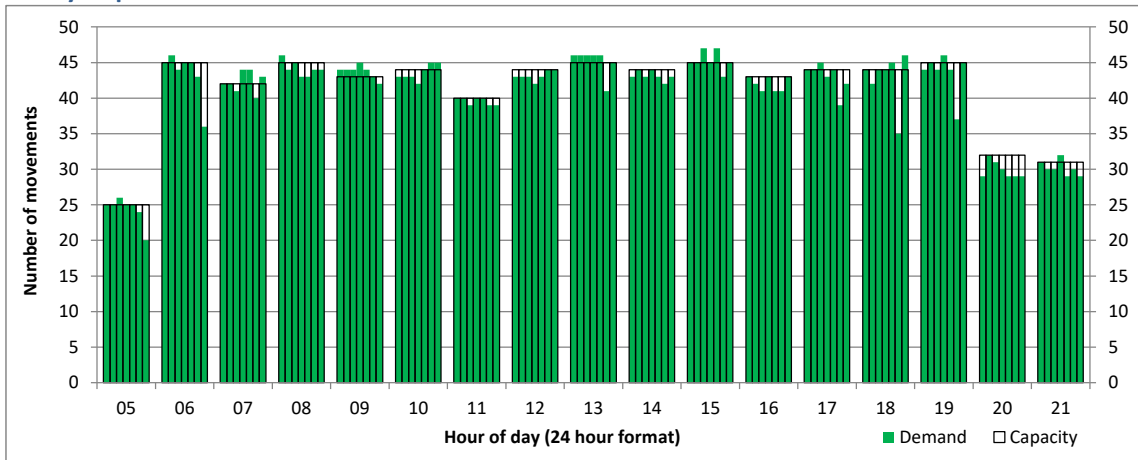
## Hourly Arrival Demand

Time: UTC



## Hourly Departure Demand

Time: UTC



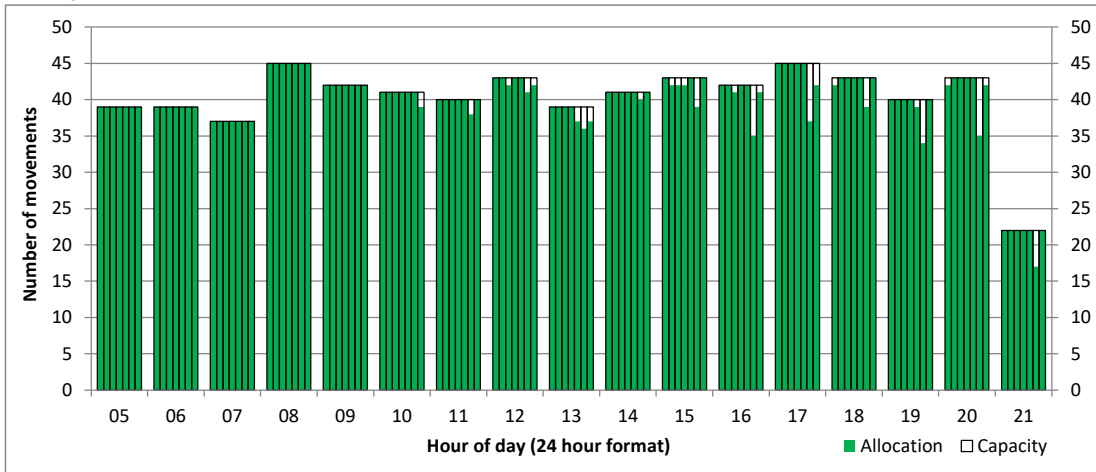
# Peak Week - Hourly Runway Allocation

Schedule: S18 Start



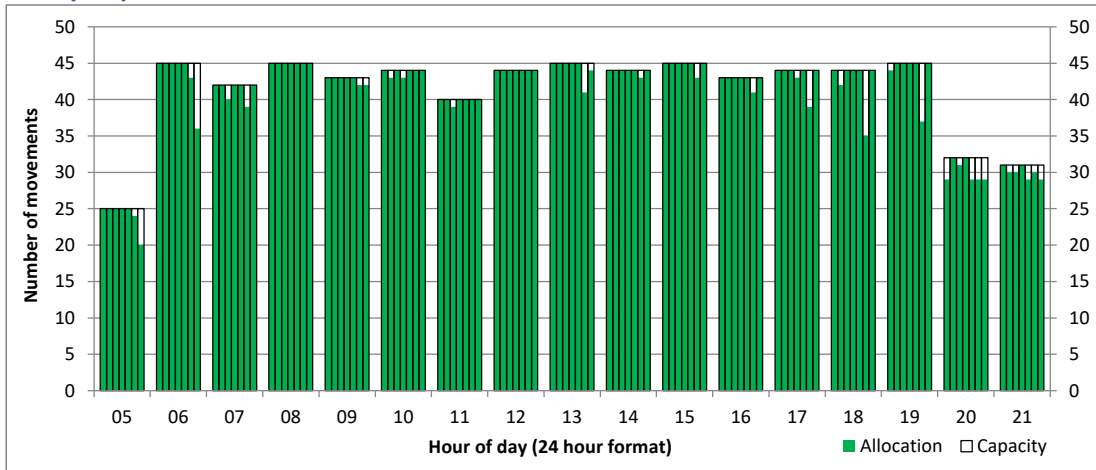
## Hourly Arrival Allocation

Time: UTC



## Hourly Departure Allocation

Time: UTC



# Peak Week - Passengers Histogram

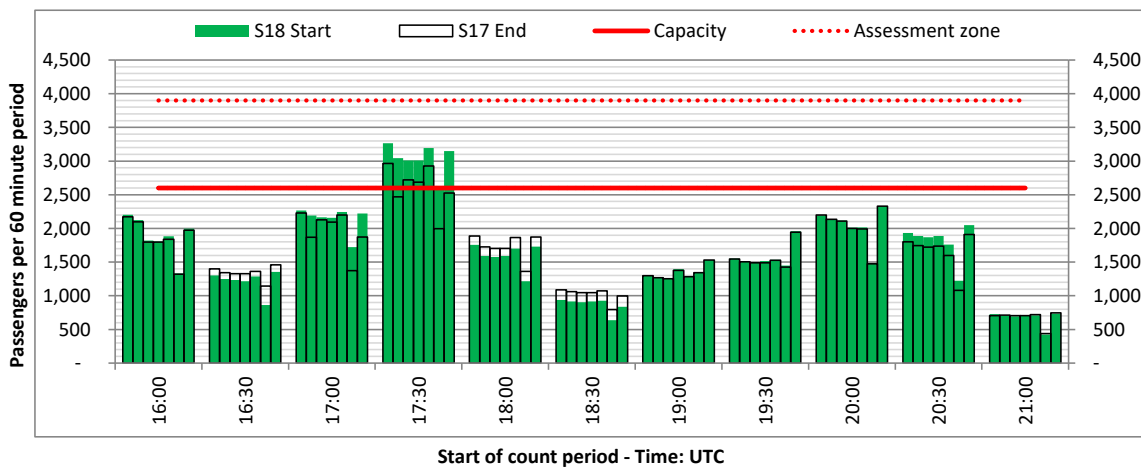
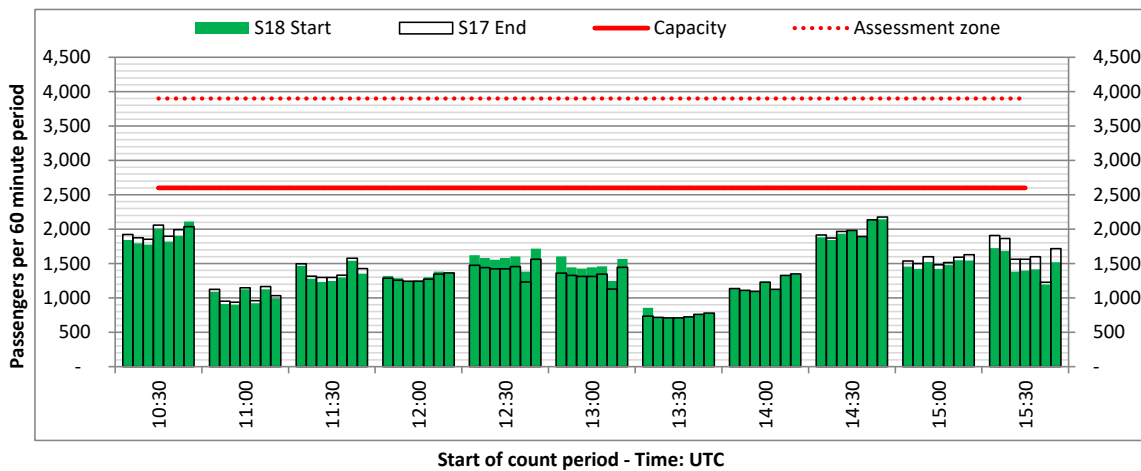
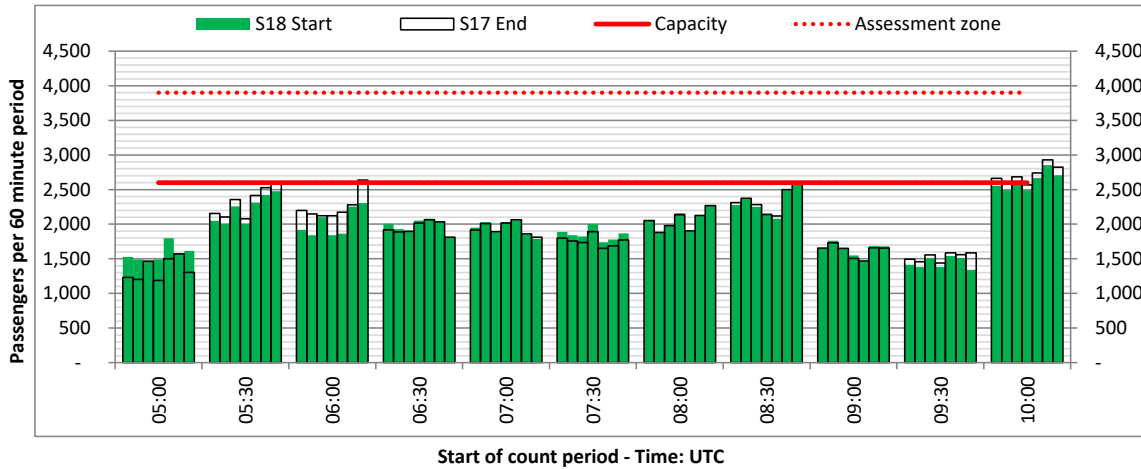
ARRIVAL - 60 minute count rolling every 30 mins (T60/30)



Terminals: 2I

Operators: All Operators

Days: 1234567





# Peak Week - Passengers Histogram

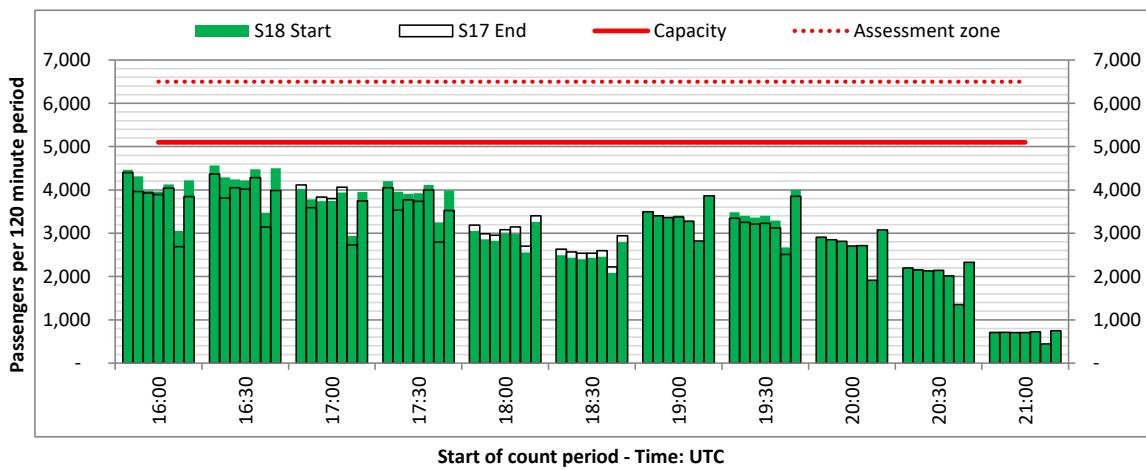
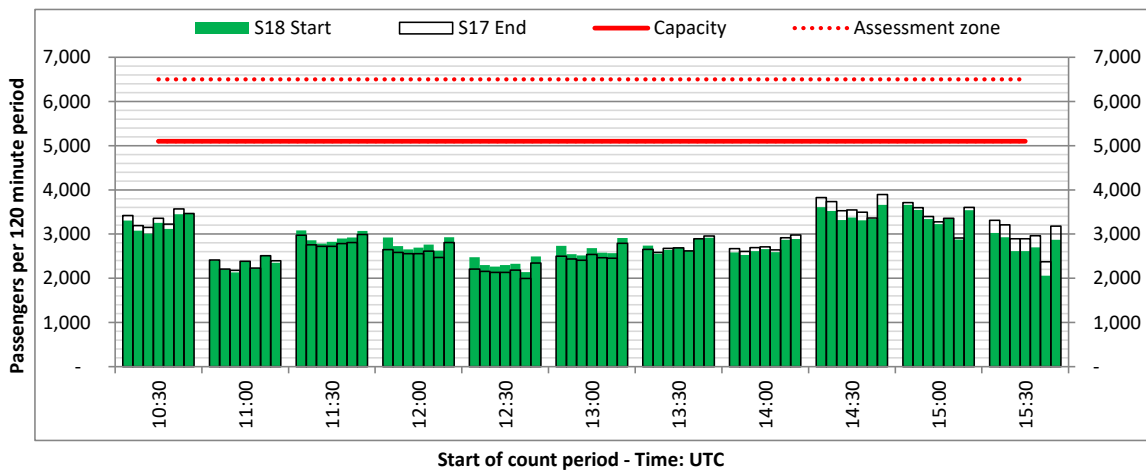
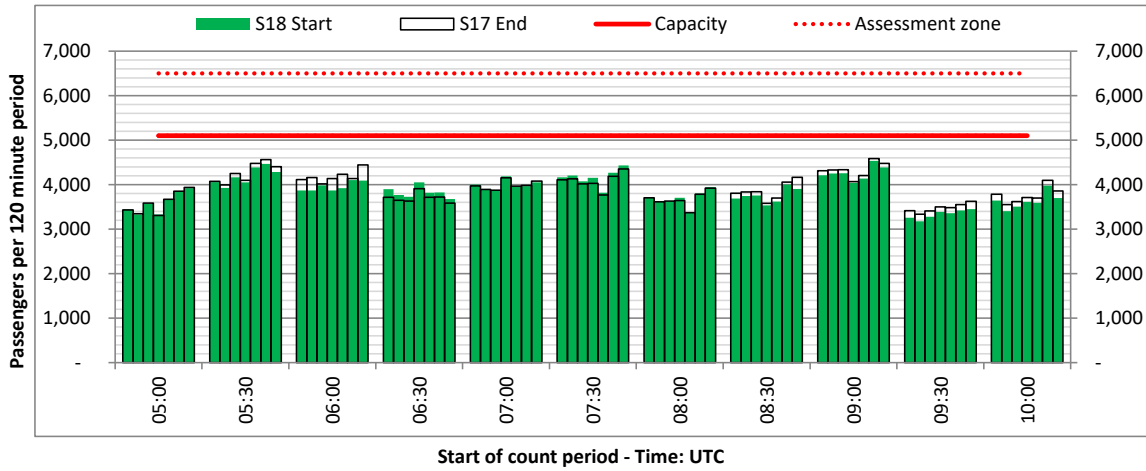
ARRIVAL - 120 minute count rolling every 30 mins (T2H/30)



Terminals: 2I

Operators: All Operators

Days: 1234567



# Peak Week - Passengers Histogram

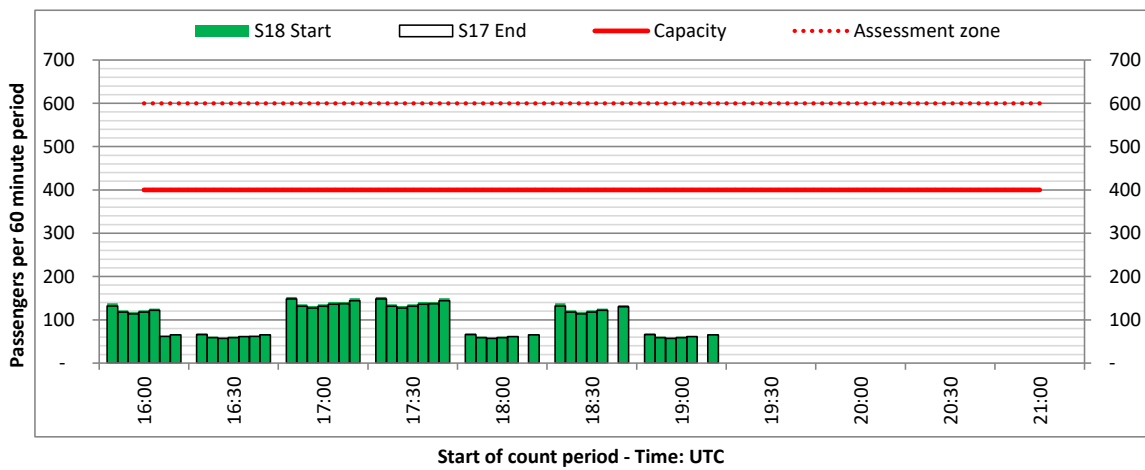
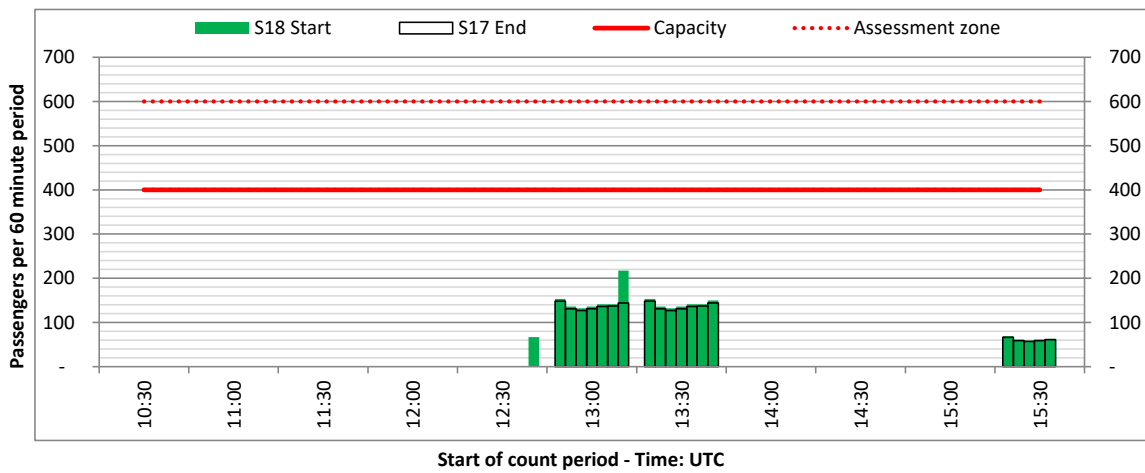
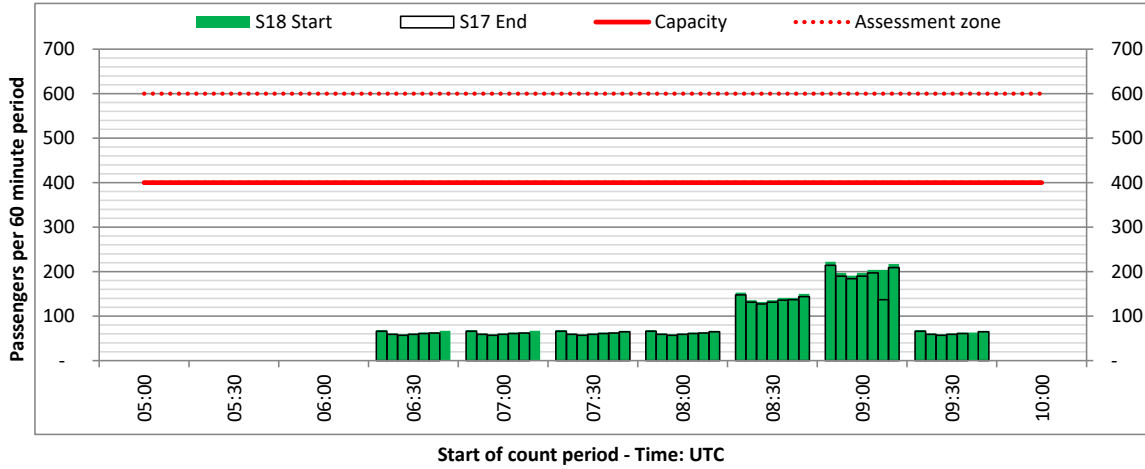
ARRIVAL - 60 minute count rolling every 30 mins (T60/30)



Terminals: 2D

Operators: All Operators

Days: 1234567



# Peak Week - Passengers Histogram

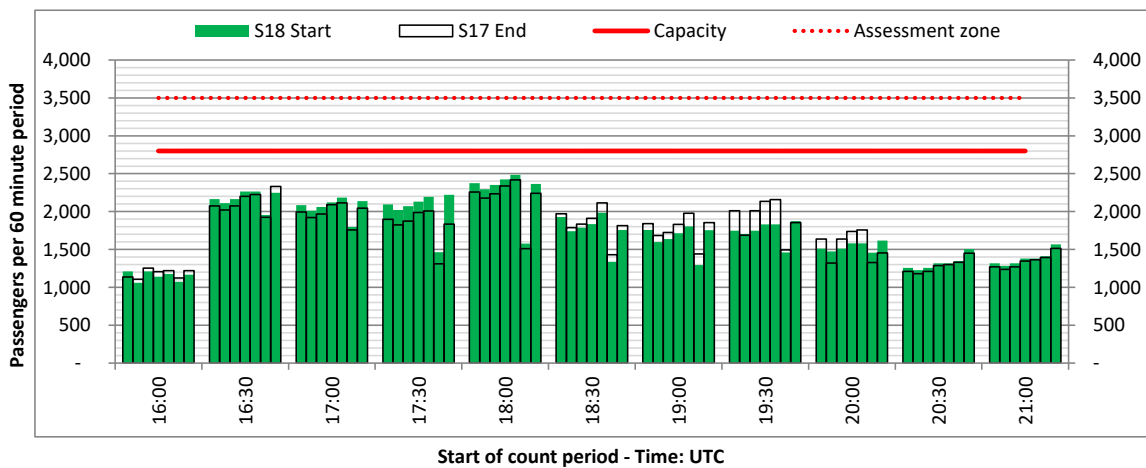
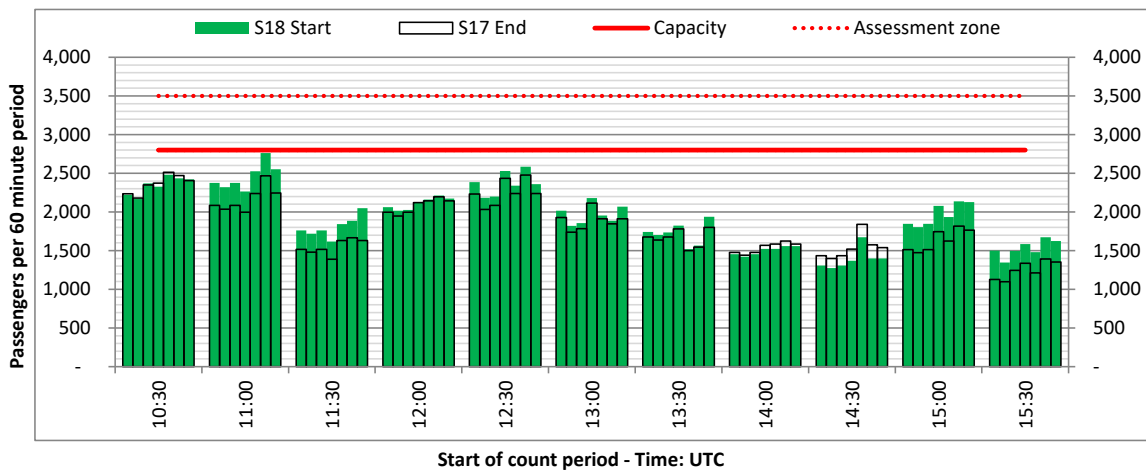
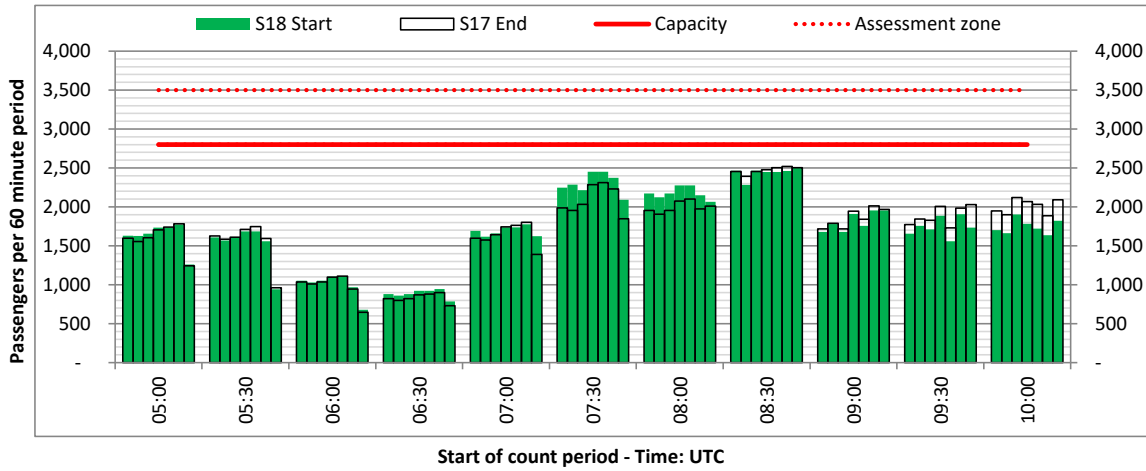
DEPARTURE - 60 minute count rolling every 30 mins (T60/30)



Terminals: 2D 2I

Operators: All Operators

Days: 1234567



# Peak Week - Passengers Histogram

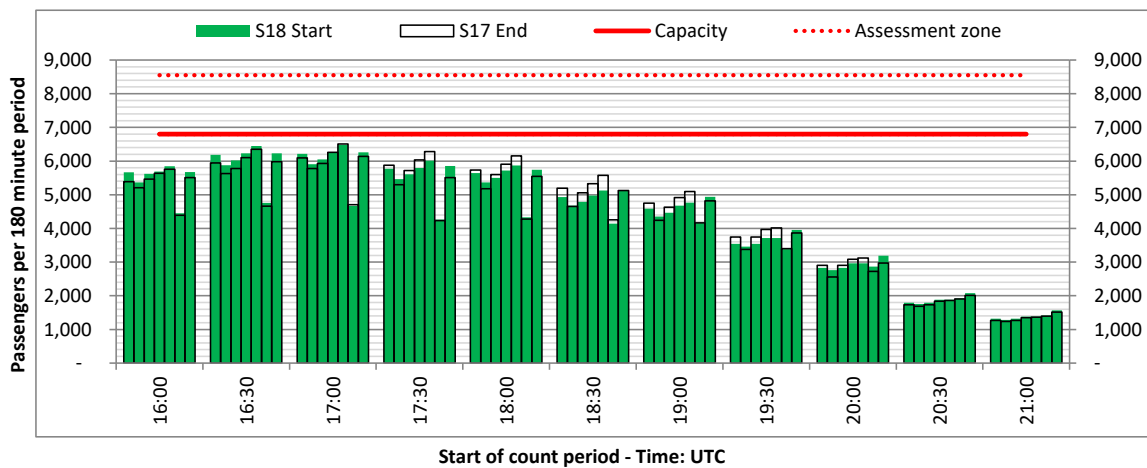
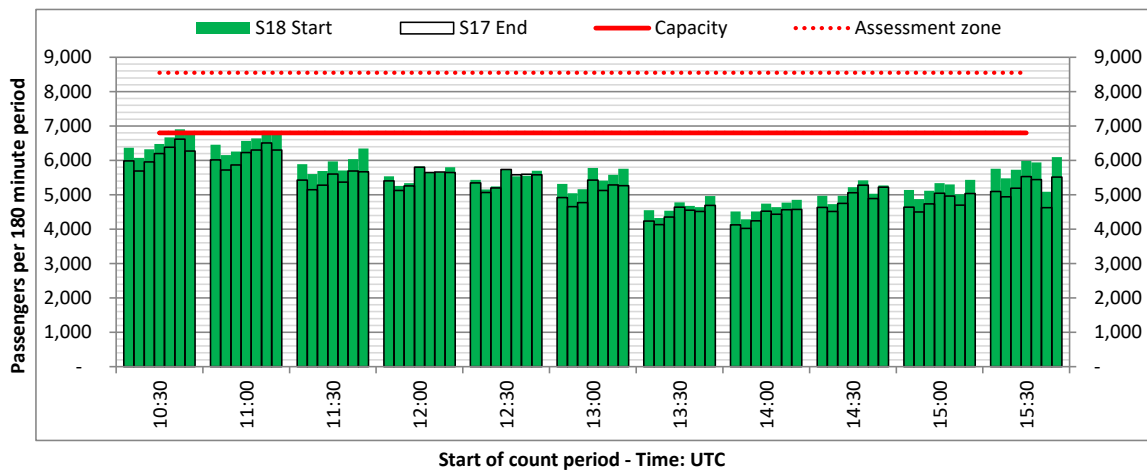
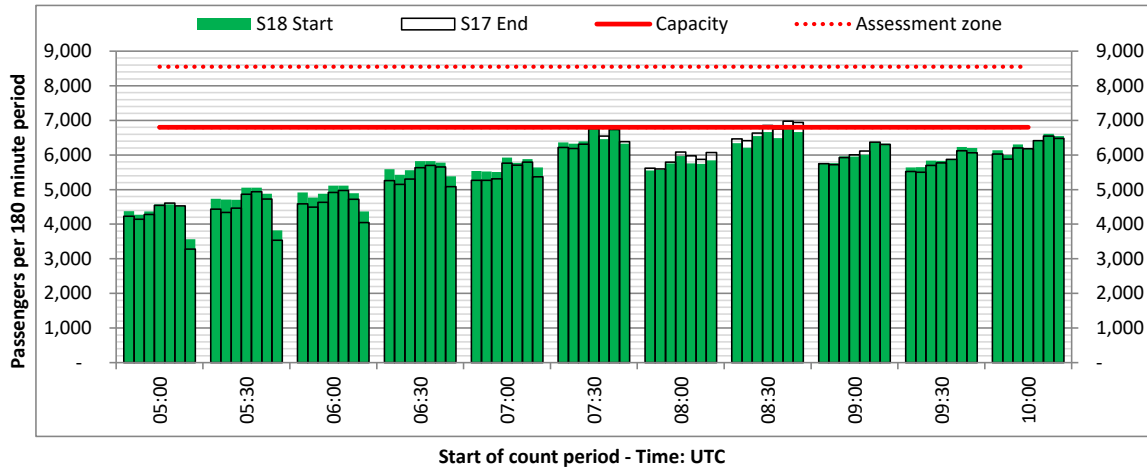
DEPARTURE - 180 minute count rolling every 30 mins (T3H/30)



Terminals: 2D 2I

Operators: All Operators

Days: 1234567



# Peak Week - Passengers Histogram

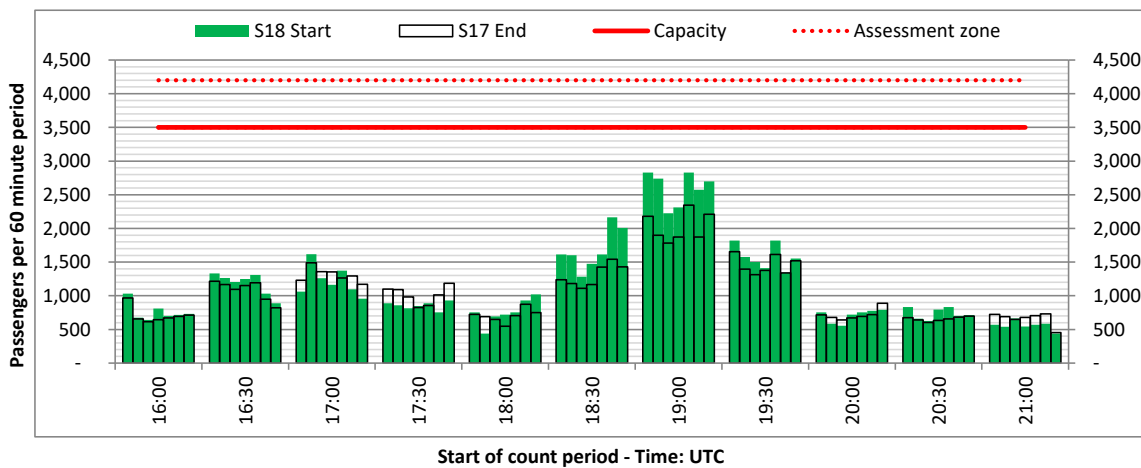
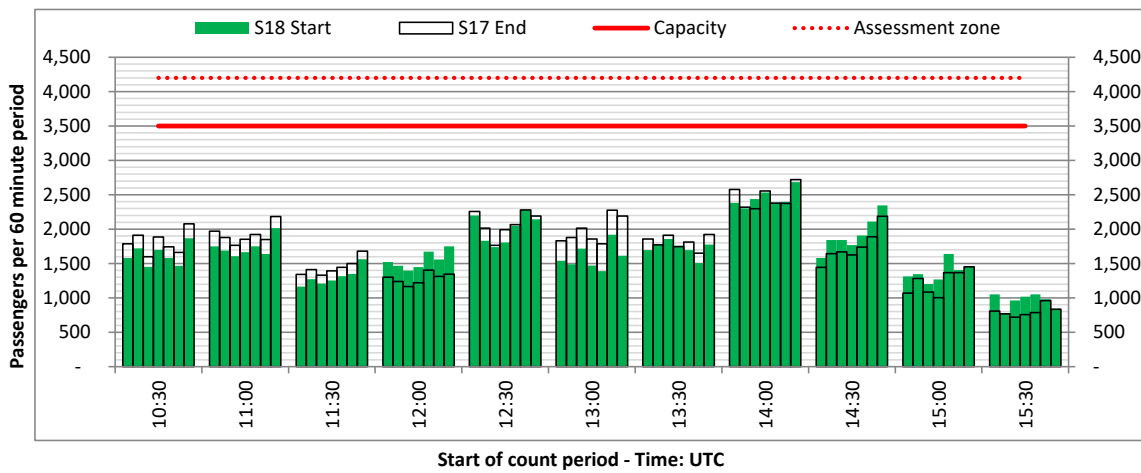
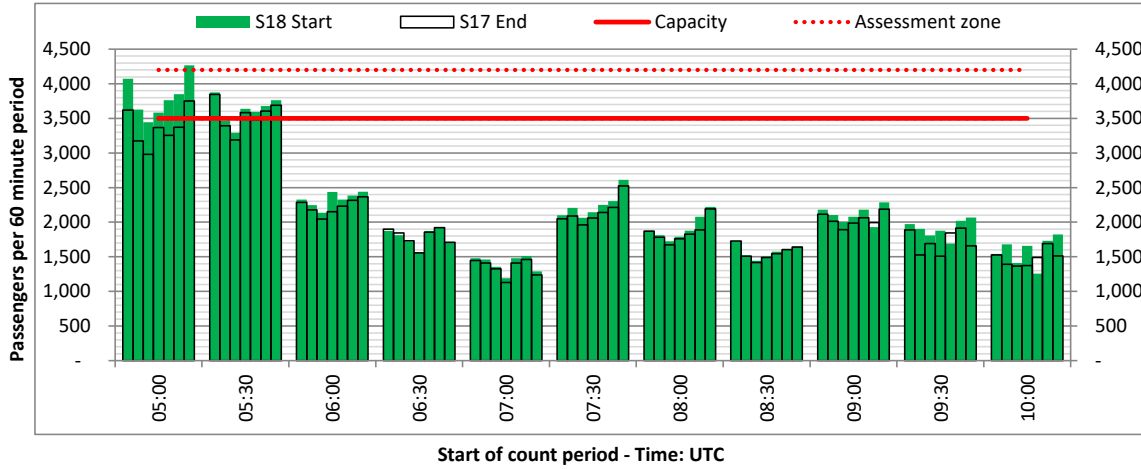
ARRIVAL - 60 minute count rolling every 30 mins (T60/30)



Terminals: 3I

Operators: All Operators

Days: 1234567



# Peak Week - Passengers Histogram

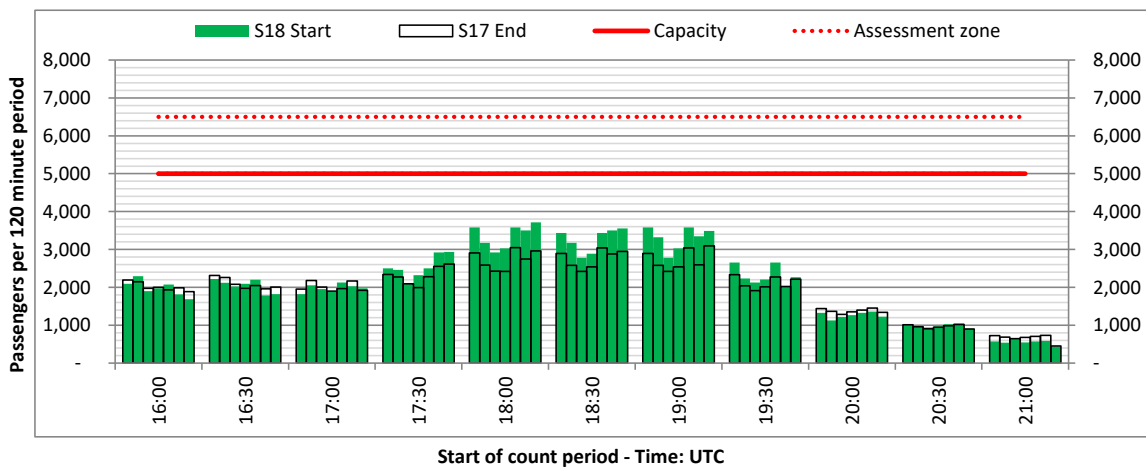
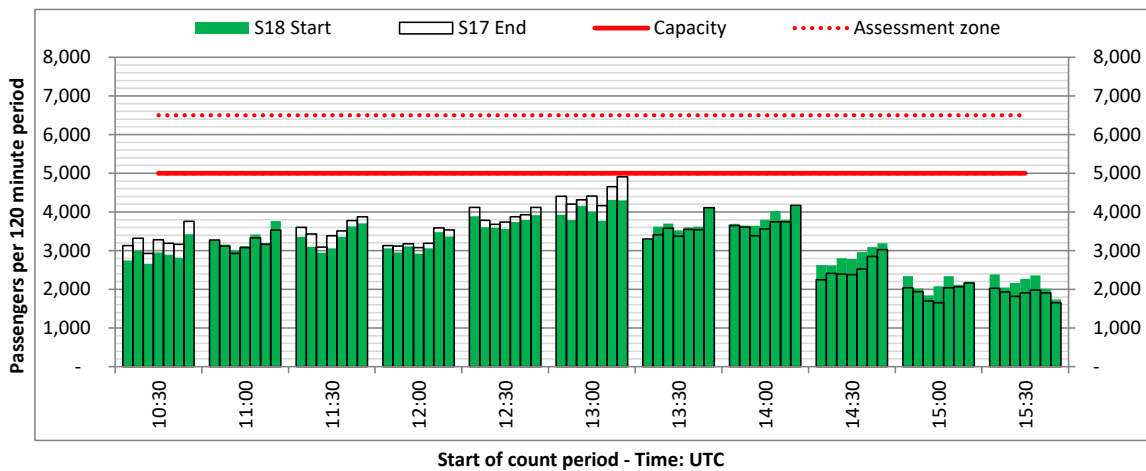
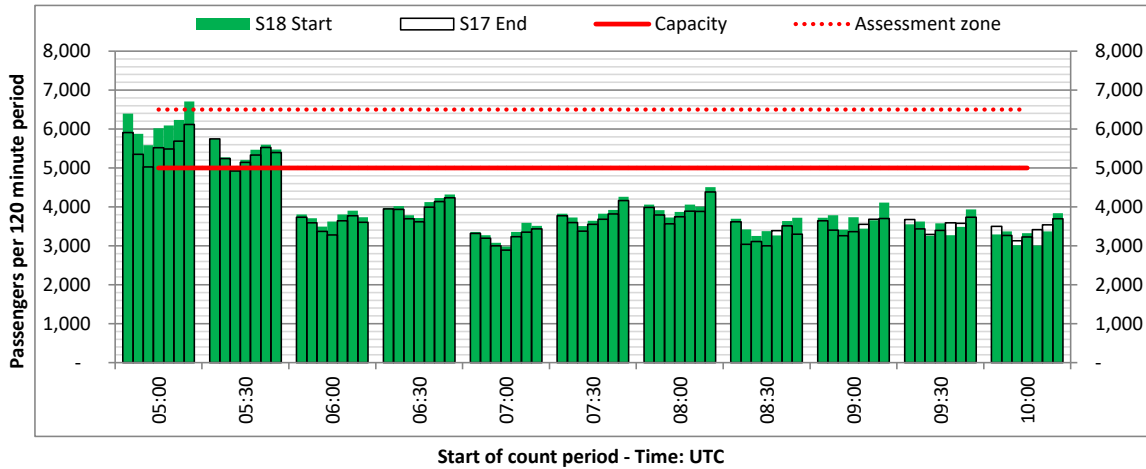
ARRIVAL - 120 minute count rolling every 30 mins (T2H/30)



Terminals: 3I

Operators: All Operators

Days: 1234567



# Peak Week - Passengers Histogram

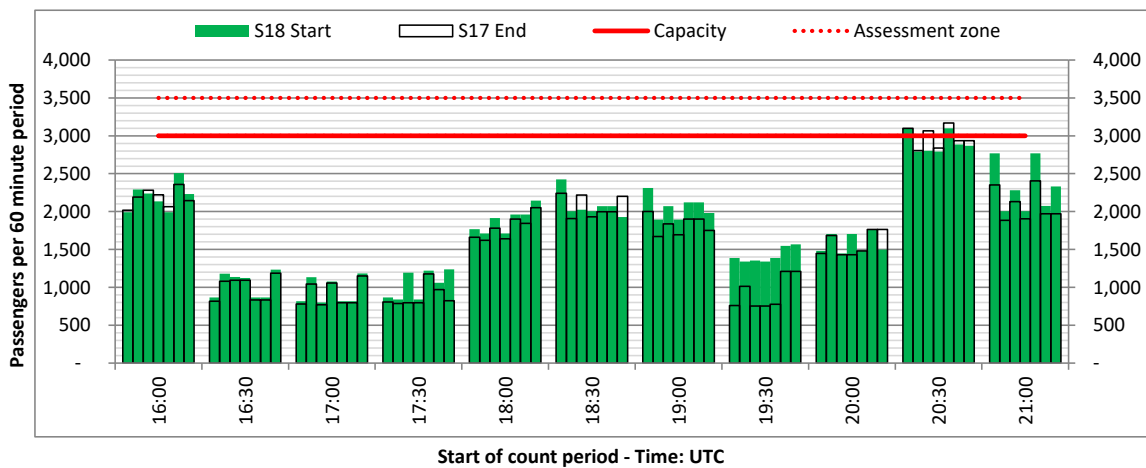
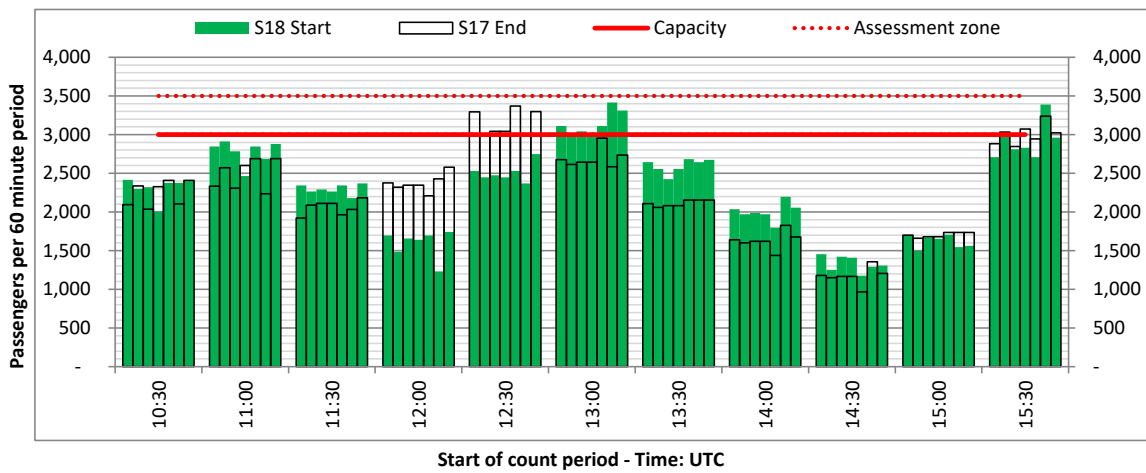
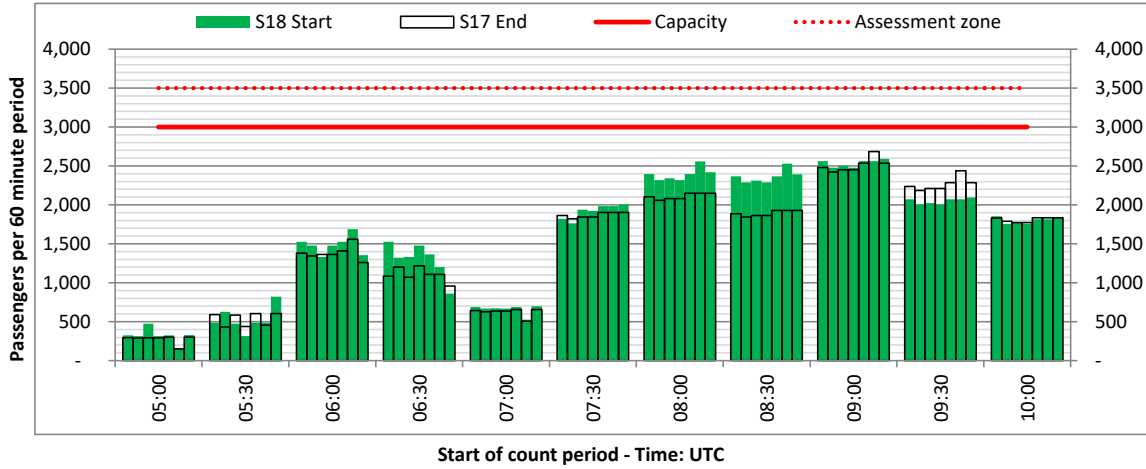
DEPARTURE - 60 minute count rolling every 30 mins (T60/30)



Terminals: 3I

Operators: All Operators

Days: 1234567



# Peak Week - Passengers Histogram

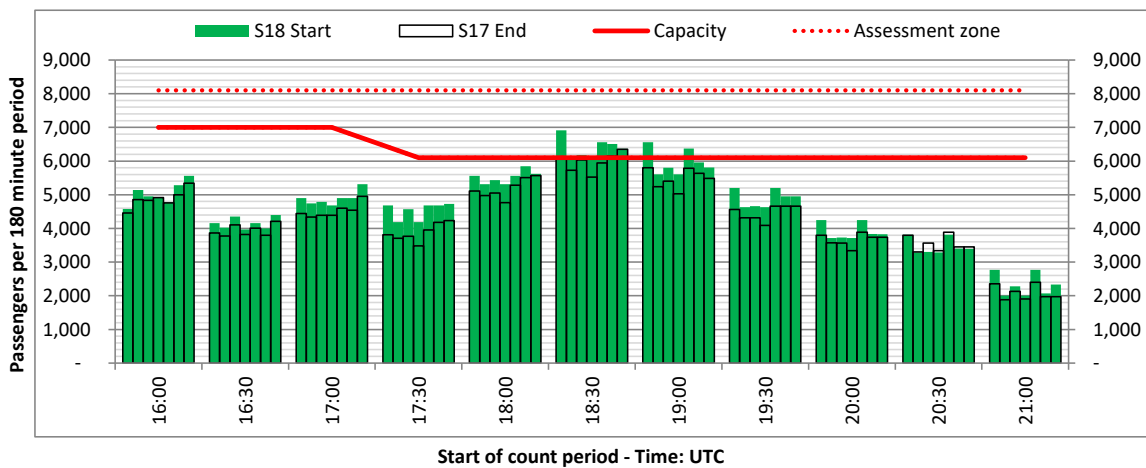
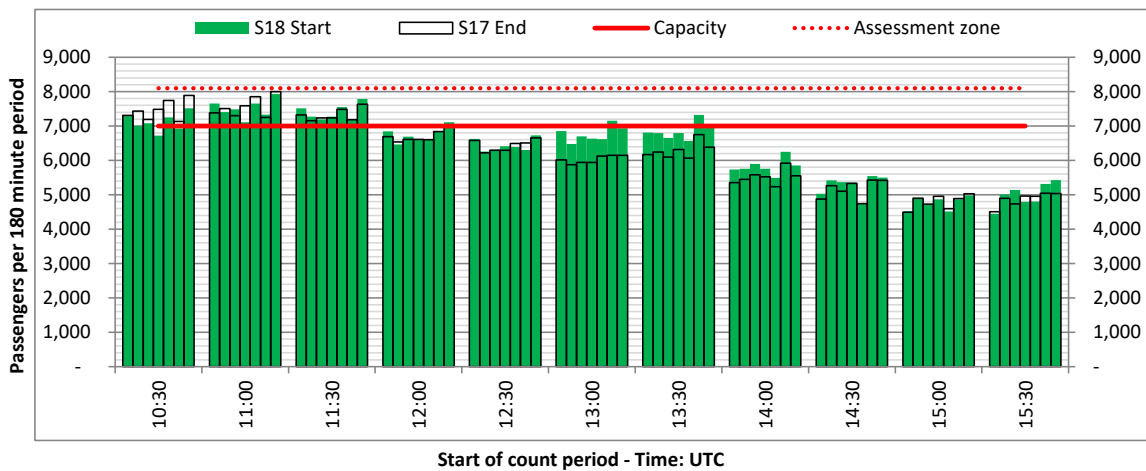
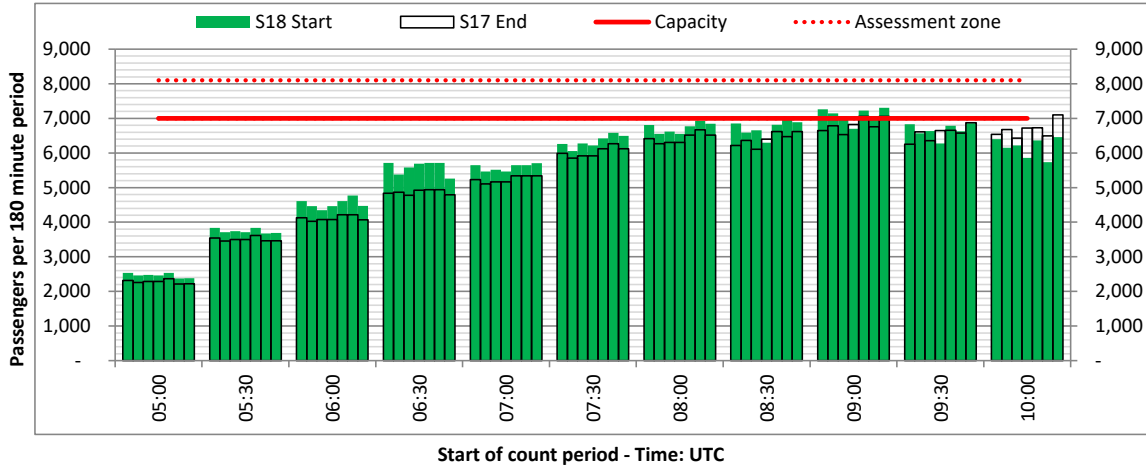
DEPARTURE - 180 minute count rolling every 30 mins (T3H/30)



Terminals: 3I

Operators: All Operators

Days: 1234567





# Peak Week - Passengers Histogram

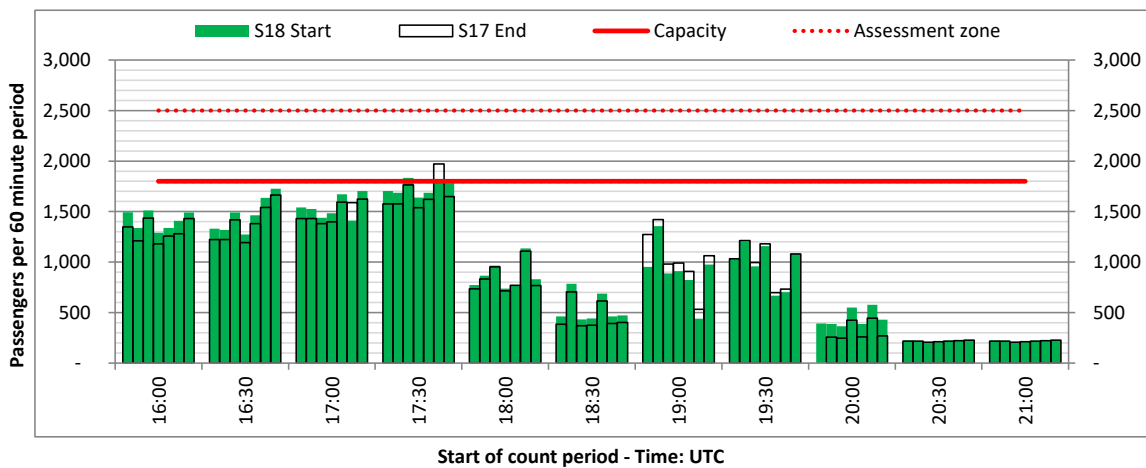
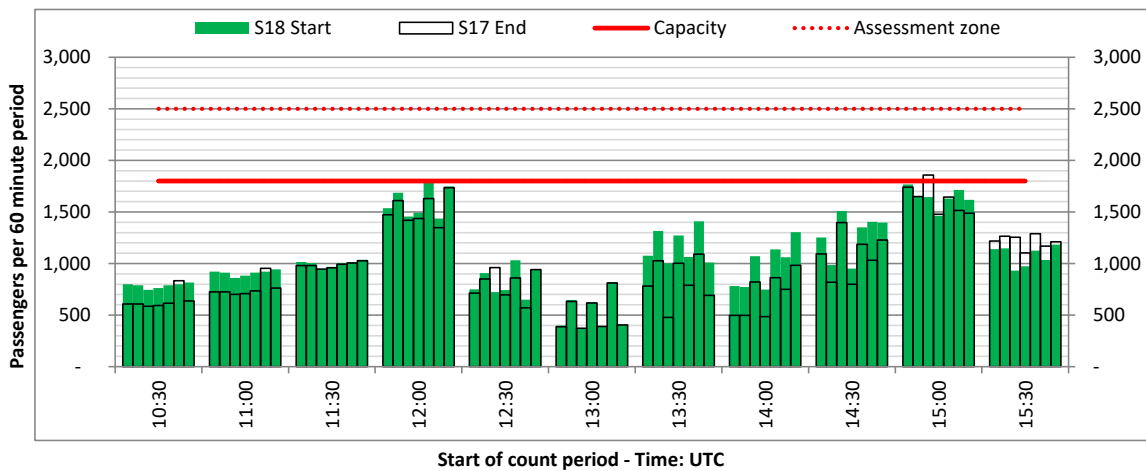
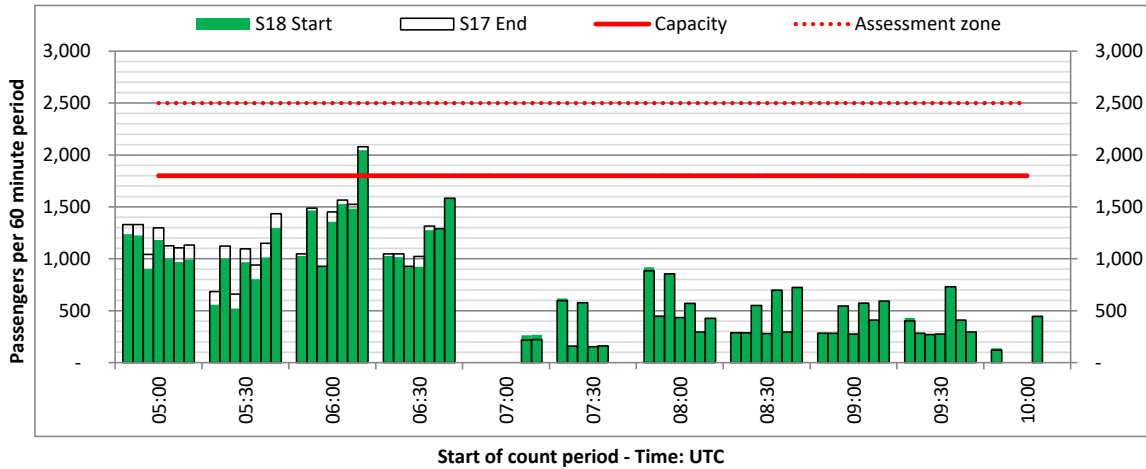
ARRIVAL - 60 minute count rolling every 30 mins (T60/30)



Terminals: 4I

Operators: All Operators

Days: 1234567



# Peak Week - Passengers Histogram

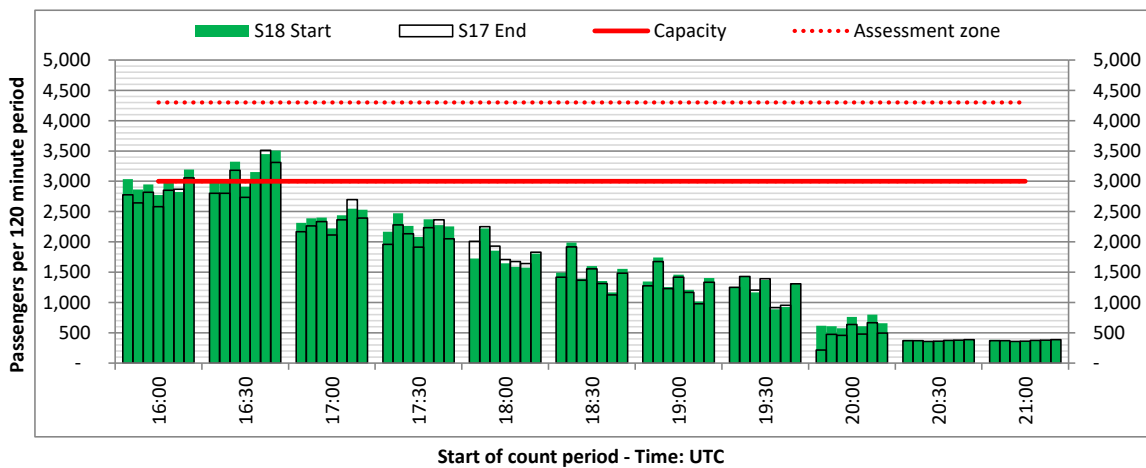
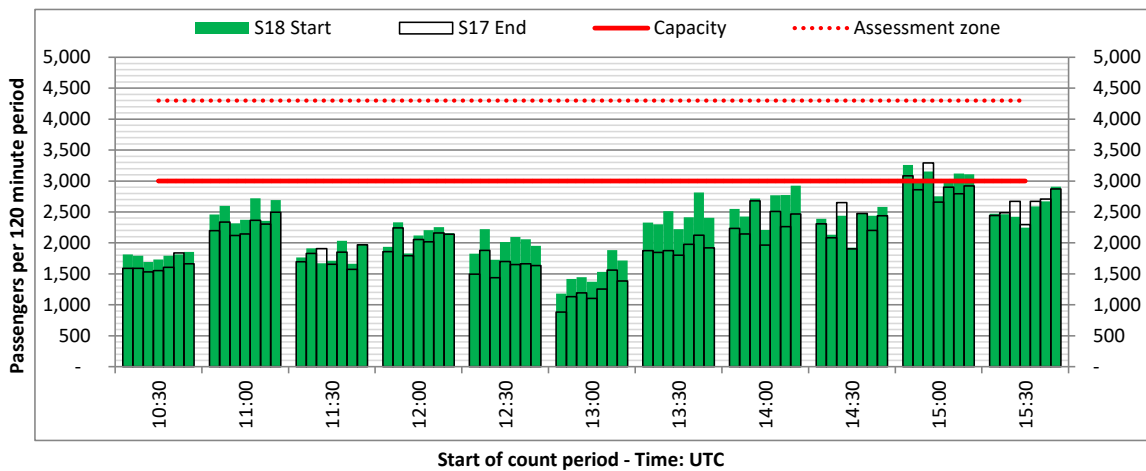
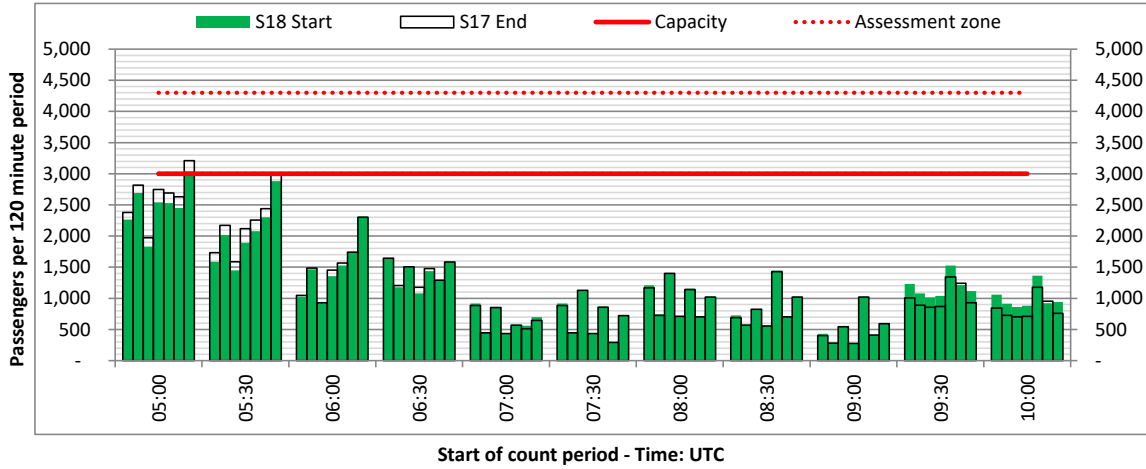
ARRIVAL - 120 minute count rolling every 30 mins (T2H/30)



Terminals: 4I

Operators: All Operators

Days: 1234567



# Peak Week - Passengers Histogram

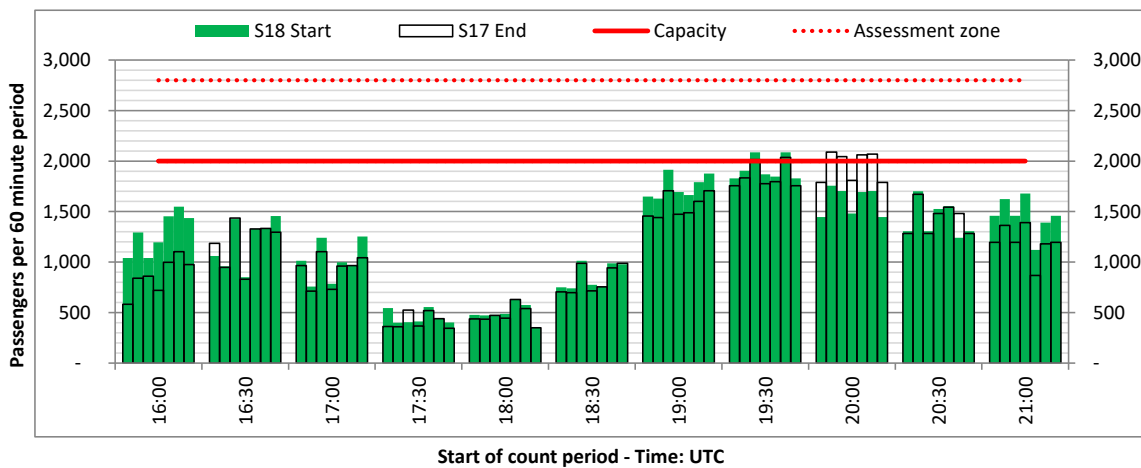
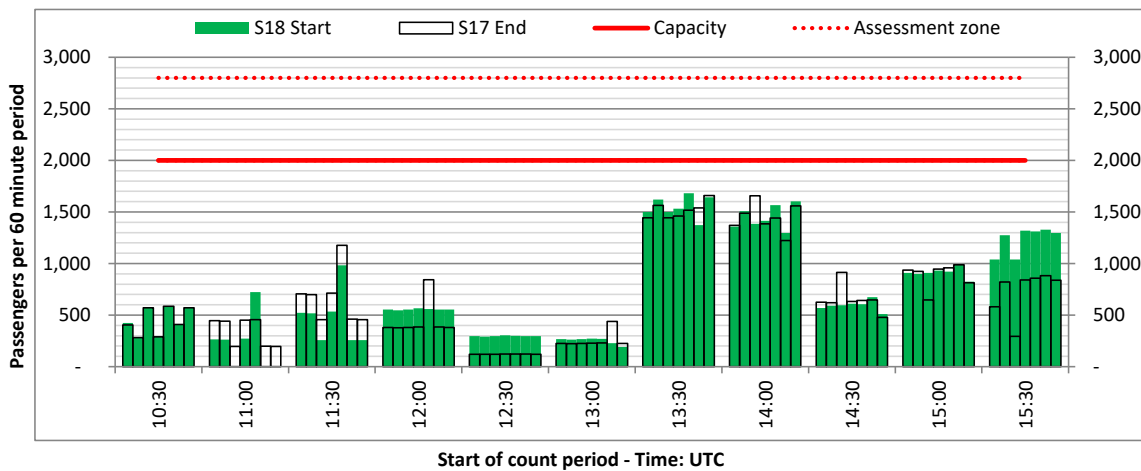
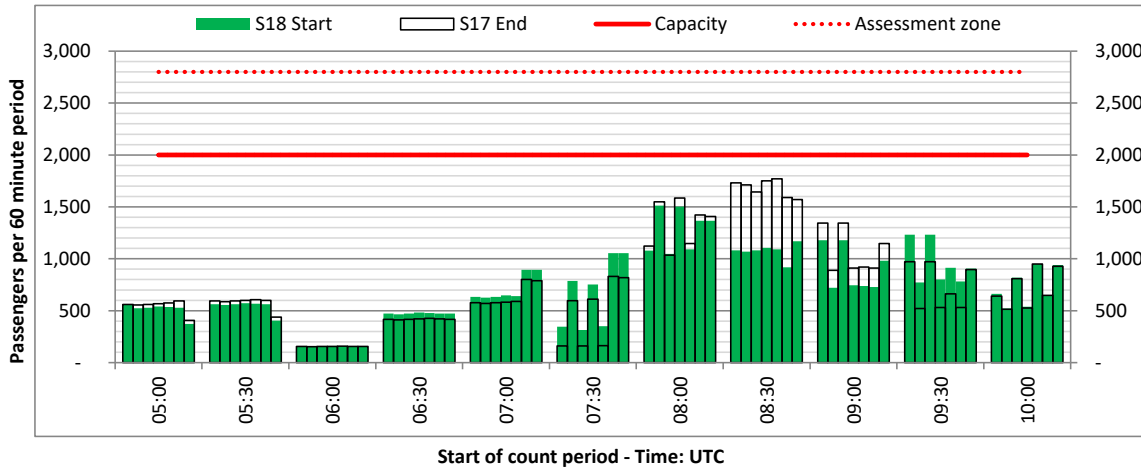
DEPARTURE - 60 minute count rolling every 30 mins (T60/30)



Terminals: 4I

Operators: All Operators

Days: 1234567



# Peak Week - Passengers Histogram

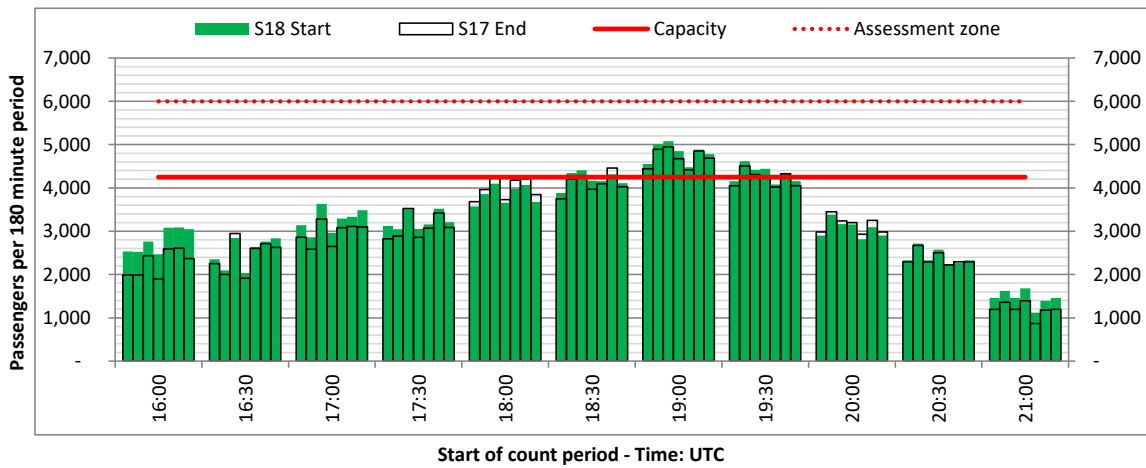
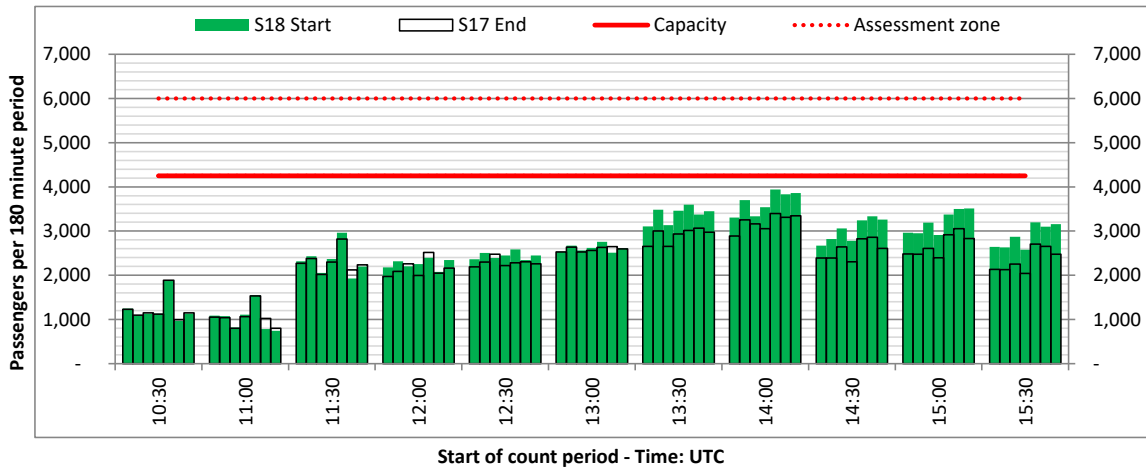
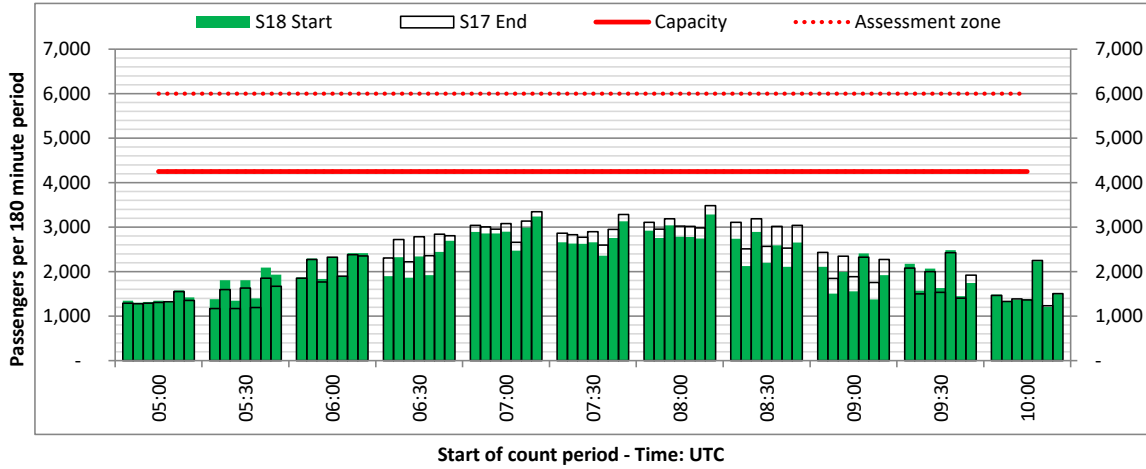
DEPARTURE - 180 minute count rolling every 30 mins (T180/30)



Terminals: 4I

Operators: All Operators

Days: 1234567



# Peak Week - Passengers Histogram

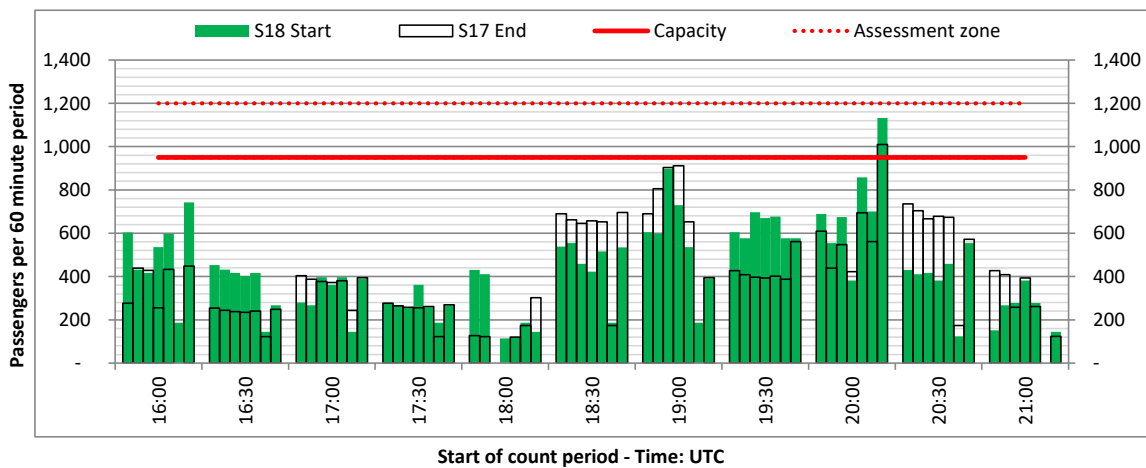
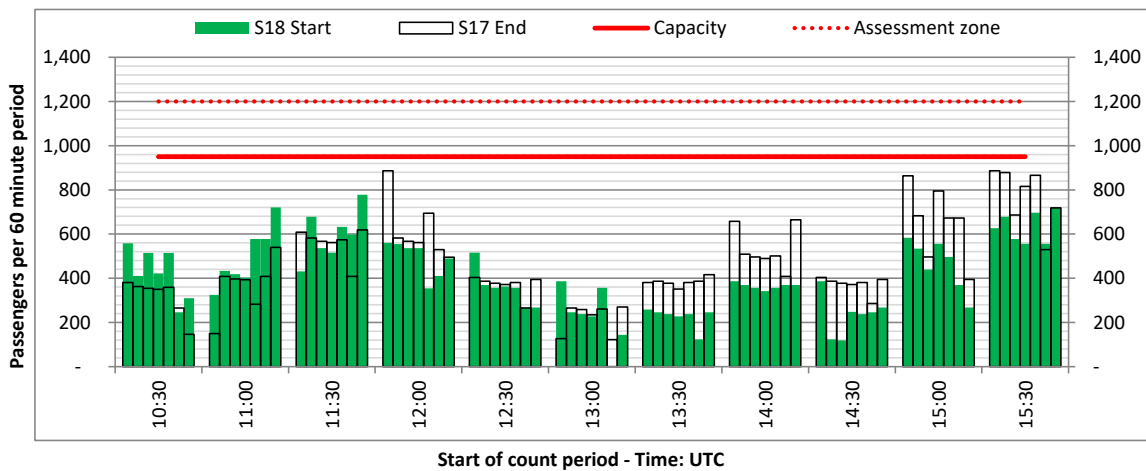
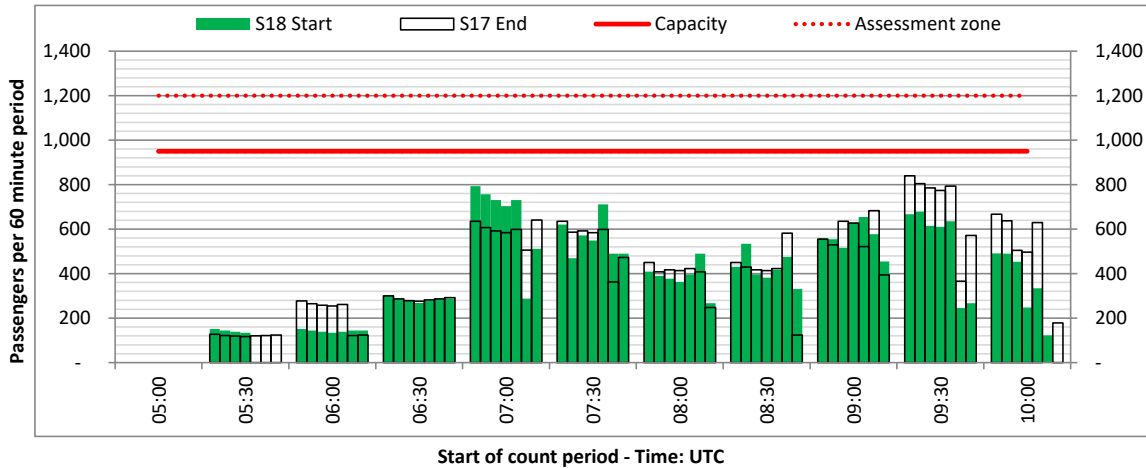
ARRIVAL - 60 minute count rolling every 30 mins (T60/30)



Terminals: 5D

Operators: All Operators

Days: 1234567



# Peak Week - Passengers Histogram

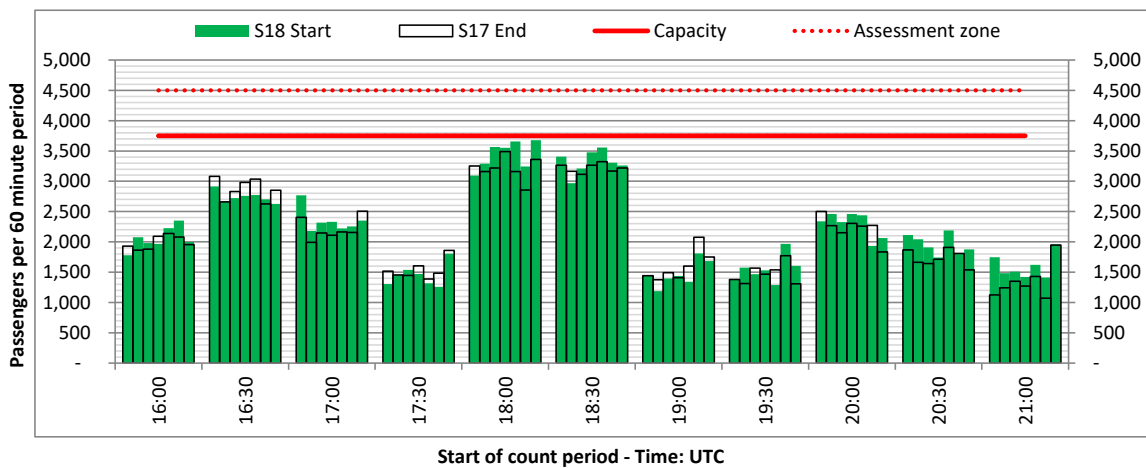
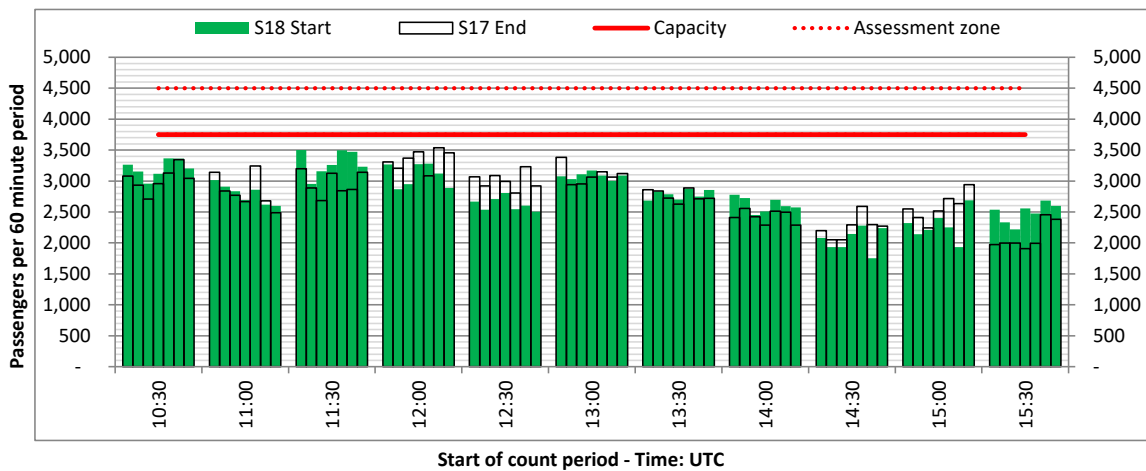
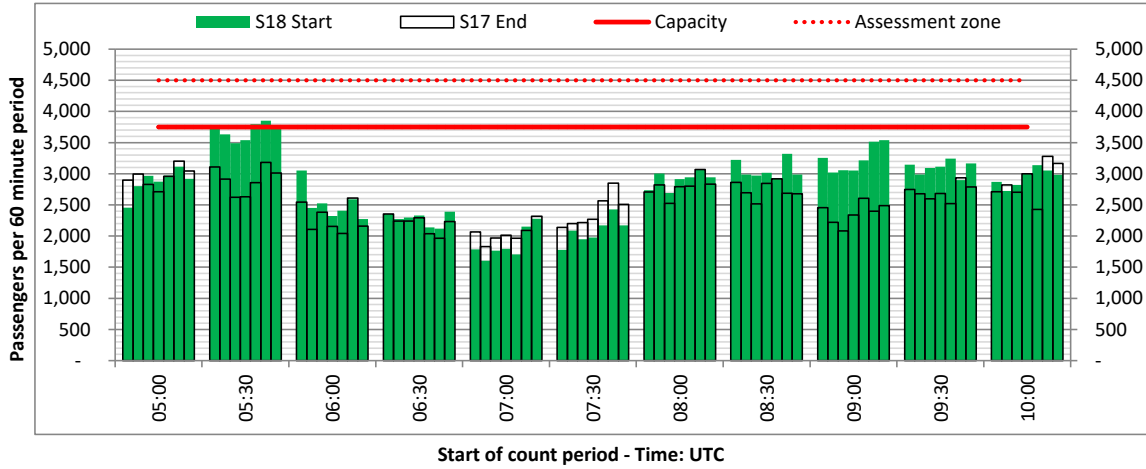
ARRIVAL - 60 minute count rolling every 30 mins (T60/30)



Terminals: 5I

Operators: All Operators

Days: 1234567



# Peak Week - Passengers Histogram

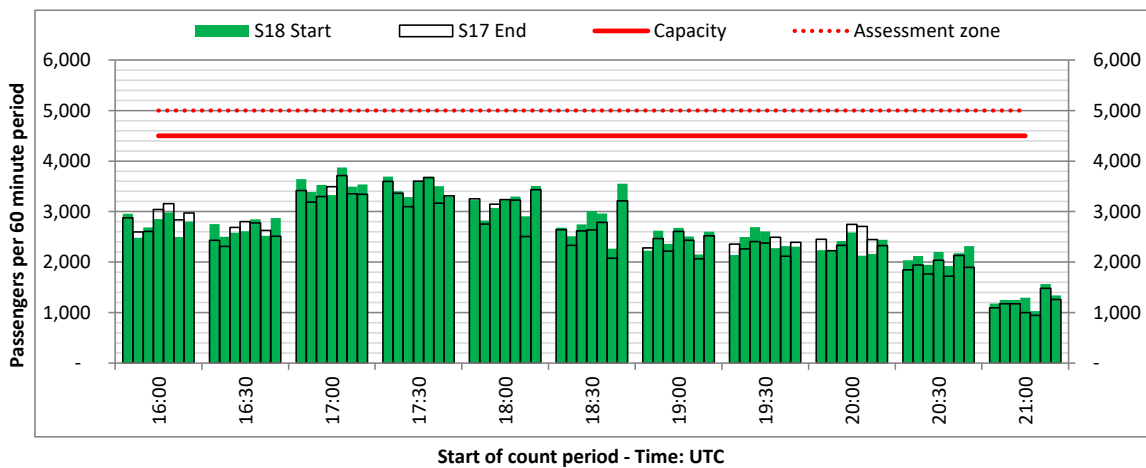
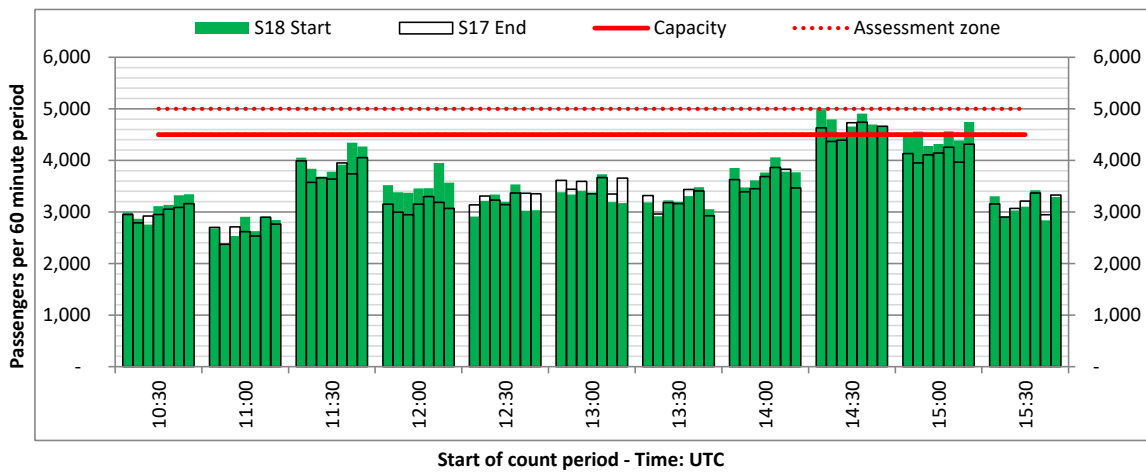
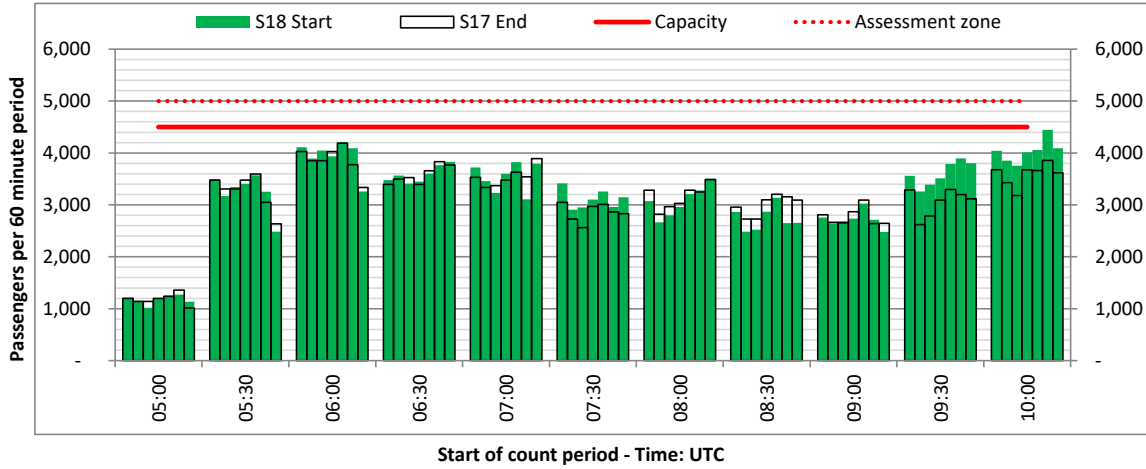
DEPARTURE - 60 minute count rolling every 30 mins (T60/30)



Terminals: 5D 5I

Operators: All Operators

Days: 1234567



|  |  |
|--|--|
| <b>Air Transport Movement (ATM)</b>            | Any aircraft movement which is either a scheduled or chartered passenger or cargo flight.  |
| <b>Common Travel Area (CTA)</b>                | Origin or Destination is in Republic of Ireland or the Channel Islands.  |
| <b>Demand</b>                                  | Unconstrained demand before any schedule adjustments have been made.   |
| <b>"Fill-in"</b>                               | These are gaps in a historic series of slots which the carrier requests to "Fill-in" at Initial Submissions - Fill-ins will be recognisably part of the historic series and will have the same flight details to qualify as a "Fill-in". |
| <b>Hist (SHL)</b>                              | Snapshot of historic schedule rolled over from end of the previous equivalent season - as advised to airlines in the SHLs.   |
| <b>ICAO Size A</b>                             | Aircraft with wingspan between 0.00m - 14.99m.   |
| <b>ICAO Size B</b>                             | Aircraft with wingspan between 15.00m - 23.99m.  |
| <b>ICAO Size C</b>                             | Aircraft with wingspan between 24.00m - 35.99m.  |
| <b>ICAO Size D</b>                             | Aircraft with wingspan between 36.00m - 51.99m.  |
| <b>ICAO Size E</b>                             | Aircraft with wingspan between 52.00m - 64.99m.  |
| <b>ICAO Size F</b>                             | Aircraft with wingspan between 65.00m - 80.00m.  |
| <b>Init Coord</b>                              | Snapshot of schedule immediately after Initial Coordination is completed - as advised to airlines in the SALs.   |
| <b>Passenger Air Transport Movement (PATM)</b> | Any aircraft movement which is either a scheduled or chartered passenger flight.   |
| <b>Start</b>                                   | Snapshot of schedule shortly before the start of the scheduling season (exact date given below where used).  |
| <b>Time: Local</b>                             | Times shown are in LOCAL time for the airport/scheduling season.   |
| <b>Time: UTC</b>                               | Times shown are in Universal Time Constant (UTC).  |

---

### Data snapshot descriptions

|                  |  |
|------------------|--|
| <b>S17 Start</b> | S17 schedule as cleared on Mon 13-Mar-17.  |
| <b>S17 End</b>   | S17 schedule as cleared on Sun 29-Oct-17.  |
| <b>S18 Start</b> | S18 schedule as cleared on Tue 20-Mar-18.  |
| <b>Peak Week</b> | Peak week for S17 is Mon 11-Sep-17 to Sun 17-Sep-17.<br>Peak week for S18 is Mon 10-Sep-18 to Sun 16-Sep-18. |

---

### For ACL use

|                   | Airport-Season-Branch-Resource | From date       | To date         | Time |
|-------------------|--------------------------------|-----------------|-----------------|------|
| Full Season Rep 1 | LHR-S17-SOS Report-Standard    | Sun 26-Mar-2017 | Sat 28-Oct-2017 | UTC  |
| Full Season Rep 2 | LHR-S17-End-Standard           | Sun 26-Mar-2017 | Sat 28-Oct-2017 | UTC  |
| Full Season Rep 3 | LHR-S18-SOS Report-Standard    | Sun 25-Mar-2018 | Sat 27-Oct-2018 | UTC  |
|                   | Airport-Season-Branch-Resource | From date       | To date         | Time |
| Peak Week Rep 1   | LHR-S17-SOS Baseline-Standard  | Mon 11-Sep-2017 | Sun 17-Sep-2017 | UTC  |
| Peak Week Rep 2   | LHR-S17-Baseline-Standard      | Mon 11-Sep-2017 | Sun 17-Sep-2017 | UTC  |
| Peak Week Rep 3   | LHR-S18-SOS Baseline-Baseline  | Mon 10-Sep-2018 | Sun 16-Sep-2018 | UTC  |