

Gatwick Airport (LGW)

Summer 2018 (S18)



Start of Season Report

Report Date: Fri 23-Mar-2018

Headlines

	S18 Start	vs. S17 Start	vs. S17 End
Total Air Transport Movements (Passenger & Freight)	189,988	▲ 0.9%	▲ 2.1%
Total Passenger Air Transport Movements	189,988	▲ 0.9%	▲ 2.1%
Total Passenger Air Transport Movement Seats	36,416,257	▲ 2.5%	▲ 4.7%
Average Seats per Passenger Air Transport Movement	191.68	▲ 1.6%	▲ 2.6%
Percentage of allocated slots cleared as requested (OK)	93.73%		

Contents

Page	Content
2	Runway Scheduling Limits
3	ATM Allocation by Operator (Full season and Peak Week Comparison)
4	Peak Week - Allocation and Slot Adjustment Distribution by Operator
5	Significant Route Changes
6	Full Season - ATM Analysis
7	Full Season - PATM Seats Analysis
8	Full Season - Terminal Analysis
9	Full Season - Aircraft Size Analysis
10	Full Season - Seasonality
11	Peak Week - Hourly Runway Demand
12	Peak Week - Hourly Runway Allocation
13	Peak Week - Hourly Runway Allocation Comparison (S18 Start vs. S17 Start)
14	Peak Week - Hourly Runway Allocation Comparison (S18 Start vs. S17 End)
15	Peak Week Histogram - Departure Passengers (T60/30) - 1D 1I - All Operators
16	Peak Week Histogram - Departure Passengers (T120/30) - 1D 1I - All Operators
17	Peak Week Histogram - Arrival Passengers (T60/30) - 1I - All Operators
18	Peak Week Histogram - Arrival Passengers (T60/30) - 1D - All Operators
19	Peak Week Histogram - Departure Passengers (T60/30) - 2D 2I - All Operators
20	Peak Week Histogram - Departure Passengers (T120/30) - 2D 2I - All Operators
21	Peak Week Histogram - Arrival Passengers (T60/30) - 2I - All Operators
22	Peak Week Histogram - Arrival Passengers (T60/30) - 2D - All Operators
23	Glossary

S17 scheduling season runs from Sun 26-Mar-2017 to Sat 28-Oct-2017 (217 days).

S18 scheduling season runs from Sun 25-Mar-2018 to Sat 27-Oct-2018 (217 days).

Disclaimer

No warranty whether expressed or implied as to the completeness, accuracy, fitness for purpose, or satisfactory quality is given by ACL regarding the information in this report, which is provided by third parties. Accordingly, ACL excludes all liability with regard to such data.

The contents of this report may not be reproduced without the written consent of ACL.

Runway Scheduling Limits



Declared Hourly Movement Capacity

S17 Arrivals								Change: S17 to S18								S18 Arrivals							
Hour	Mon	Tue	Wed	Thu	Fri	Sat	Sun	Hour	Mon	Tue	Wed	Thu	Fri	Sat	Sun	Hour	Mon	Tue	Wed	Thu	Fri	Sat	Sun
UTC	1	2	3	4	5	6	7	UTC	1	2	3	4	5	6	7	UTC	1	2	3	4	5	6	7
00	20	20	20	20	20	20	20	00								00	20	20	20	20	20	20	20
01	20	20	20	20	20	20	20	01								01	20	20	20	20	20	20	20
02	20	20	20	20	20	20	20	02								02	20	20	20	20	20	20	20
03	20	20	20	20	20	20	20	03								03	20	20	20	20	20	20	20
04	20	20	20	20	20	20	20	04								04	20	20	20	20	20	20	20
05	20	20	20	20	20	20	20	05								05	20	20	20	20	20	20	20
06	25	25	25	25	25	25	25	06								06	25	25	25	25	25	25	25
07	26	26	26	26	26	26	26	07								07	26	26	26	26	26	26	26
08	23	23	23	23	23	23	23	08								08	23	23	23	23	23	23	23
09	26	26	26	26	26	26	26	09								09	26	26	26	26	26	26	26
10	28	28	28	28	28	28	28	10								10	28	28	28	28	28	28	28
11	28	28	28	28	28	28	28	11								11	28	28	28	28	28	28	28
12	27	27	27	27	27	27	27	12								12	27	27	27	27	27	27	27
13	27	27	27	27	27	27	27	13								13	27	27	27	27	27	27	27
14	26	26	26	26	26	26	26	14								14	26	26	26	26	26	26	26
15	26	26	26	26	26	26	26	15								15	26	26	26	26	26	26	26
16	28	28	28	28	28	28	28	16								16	28	28	28	28	28	28	28
17	28	28	28	28	28	28	28	17								17	28	28	28	28	28	28	28
18	28	28	28	28	28	28	28	18								18	28	28	28	28	28	28	28
19	27	27	27	27	27	27	27	19								19	27	27	27	27	27	27	27
20	25	25	25	25	25	25	25	20								20	25	25	25	25	25	25	25
21	36	36	36	36	36	36	36	21								21	36	36	36	36	36	36	36
22	27	27	27	27	27	27	27	22								22	27	27	27	27	27	27	27
23	25	25	25	25	25	25	25	23								23	25	25	25	25	25	25	25

S17 Departures								Change: S17 to S18								S18 Departures							
Hour	Mon	Tue	Wed	Thu	Fri	Sat	Sun	Hour	Mon	Tue	Wed	Thu	Fri	Sat	Sun	Hour	Mon	Tue	Wed	Thu	Fri	Sat	Sun
UTC	1	2	3	4	5	6	7	UTC	1	2	3	4	5	6	7	UTC	1	2	3	4	5	6	7
00	20	20	20	20	20	20	20	00								00	20	20	20	20	20	20	20
01	20	20	20	20	20	20	20	01								01	20	20	20	20	20	20	20
02	20	20	20	20	20	20	20	02								02	20	20	20	20	20	20	20
03	20	20	20	20	20	20	20	03								03	20	20	20	20	20	20	20
04	20	20	20	20	20	20	20	04								04	20	20	20	20	20	20	20
05	39	39	39	39	39	39	39	05								05	39	39	39	39	39	39	39
06	35	35	35	35	35	35	35	06								06	35	35	35	35	35	35	35
07	29	29	29	29	29	29	29	07								07	29	29	29	29	29	29	29
08	30	30	30	30	30	30	30	08								08	30	30	30	30	30	30	30
09	26	26	26	26	26	26	26	09								09	26	26	26	26	26	26	26
10	29	29	29	29	29	29	29	10								10	29	29	29	29	29	29	29
11	29	29	29	29	29	29	29	11								11	29	29	29	29	29	29	29
12	30	30	30	30	30	30	30	12								12	30	30	30	30	30	30	30
13	29	29	29	29	29	29	29	13								13	29	29	29	29	29	29	29
14	27	27	27	27	27	27	27	14								14	27	27	27	27	27	27	27
15	28	28	28	28	28	28	28	15								15	28	28	28	28	28	28	28
16	29	29	29	29	29	29	29	16								16	29	29	29	29	29	29	29
17	30	30	30	30	30	30	30	17								17	30	30	30	30	30	30	30
18	28	28	28	28	28	28	28	18								18	28	28	28	28	28	28	28
19	25	25	25	25	25	25	25	19								19	25	25	25	25	25	25	25
20	20	20	20	20	20	20	20	20								20	20	20	20	20	20	20	20
21	10	10	10	10	10	10	10	21								21	10	10	10	10	10	10	10
22	10	10	10	10	10	10	10	22								22	10	10	10	10	10	10	10
23	10	10	10	10	10	10	10	23								23	10	10	10	10	10	10	10

S17 Totals								Change: S17 to S18								S18 Totals							
Hour	Mon	Tue	Wed	Thu	Fri	Sat	Sun	Hour	Mon	Tue	Wed	Thu	Fri	Sat	Sun	Hour	Mon	Tue	Wed	Thu	Fri	Sat	Sun
UTC	1	2	3	4	5	6	7	UTC	1	2	3	4	5	6	7	UTC	1	2	3	4	5	6	7
00	29	29	29	29	29	29	29	00								00	29	29	29	29	29	29	29
01	29	29	29	29	29	29	29	01								01	29	29	29	29	29	29	29
02	29	29	29	29	29	29	29	02								02	29	29	29	29	29	29	29
03	29	29	29	29	29	29	29	03								03	29	29	29	29	29	29	29
04	29	29	29	29	29	29	29	04								04	29	29	29	29	29	29	29
05	48	48	48	48	48	48	48	05	1	1	1	1	1	1	1	05	49	49	49	49	49	49	49
06	54	54	54	54	54	54	54	06								06	54	54	54	54	54	54	54
07	52	52	52	52	52	52	52	07								07	52	52	52	52	52	52	52
08	51	51	51	51	51	51	51	08								08	51	51	51	51	51	51	51
09	49	49	49	49	49	49	49	09								09	49	49	49	49	49	49	49
10	55	55	55	55	55	55	55	10								10	55	55	55	55	55	55	55
11	55	55	55	55	55	55	55	11								11	55	55	55	55	55	55	55
12	55	55	55	55	55	55	55	12								12	55	55	55	55	55	55	55
13	53	53	53	53	53	53	53	13								13	53	53	53	53	53	53	53
14	51	51	51	51	51	51	51	14								14	51	51	51	51	51	51	51
15	52	52	52	52	52	52	52	15								15	52	52	52	52	52	52	52
16	55	55	55	55	55	55	55	16								16	55	55	55	55	55	55	55
17	55	55	55	55	55	55	55	17								17	55	55	55	55	55	55	55
18	54	54	54	54	54	54	54	18								18	54	54	54	54	54	54	54
19	46	46	46	46	46	46	46	19								19	46	46	46	46	46	46	46
20	43	43	43	43	43	43	43	20								20	43	43	43	43	43	43	43
21	41	41	41	41	41	41	41	21								21	41	41	41	41	41	41	41
22	29	29	29	29	29	29	29	22								22	29	29	29	29	29	29	29
23	30	30	30	30	30	30	30	23								23	30	30	30	30	30	30	30

Air Transport Movement Allocation by Operator

Comparison between S17 End vs. S18 Start



Operator	FULL SEASON ALLOCATION								PEAK WEEK ALLOCATION							
	S17 ATMs	S18 ATMs	+/- change	S18 Rank	S17 Seats	S18 Seats	+/- change	S18 Rank	S17 ATMs	S18 ATMs	+/- change	S18 Rank	S17 Seats	S18 Seats	+/- change	S18 Rank
Adria Airways	-	-	0	59	-	-	0	59	-	-	0	53	-	-	0	53
Aer Lingus	2,478	2,513	35	8	430,758	437,262	6,504	10	80	80	0	9	13,920	13,920	0	11
Aero4M / Regourd Aviation	-	2	2	55	-	98	98	58	-	-	0	53	-	-	0	53
Aeroflot	434	-	-434	59	61,388	-	-61,388	59	14	-	-14	53	1,960	-	-1,960	53
Aigle Azur	2	-	-2	59	360	-	-360	59	-	-	0	53	-	-	0	53
Air Arabia Maroc	164	340	176	33	28,536	59,160	30,624	36	6	10	4	36	1,044	1,740	696	37
Air Canada	277	306	29	36	78,114	86,292	8,178	27	14	14	0	27	3,948	3,948	0	23
Air China	-	440	440	26	-	132,440	132,440	21	-	18	18	24	-	5,418	5,418	17
Air Europa	868	868	0	19	150,224	158,198	7,974	17	28	28	0	20	4,416	4,944	528	18
Air Horizont	1	-	-1	59	168	-	-168	59	-	-	0	53	-	-	0	53
Air Itlay	-	108	108	46	-	20,332	20,332	45	-	6	6	40	-	1,134	1,134	41
Air Malta	387	434	47	27	64,991	72,912	7,921	32	14	14	0	27	2,352	2,352	0	35
Air Mediterranean	-	-	0	59	-	-	0	59	-	-	0	53	-	-	0	53
Air Transat	1,002	1,036	34	16	323,878	342,388	18,510	12	44	44	0	13	14,304	14,490	186	10
AirBaltic	738	980	242	17	106,568	142,154	35,586	20	24	32	8	17	3,474	4,616	1,142	22
AlbaStar	1	-	-1	59	170	-	-170	59	-	-	0	53	-	-	0	53
Alitalia	-	-	0	59	-	-	0	59	-	-	0	53	-	-	0	53
ASL Airlines France	-	-	0	59	-	-	0	59	-	-	0	53	-	-	0	53
Aurigny Air Services	2,486	2,480	-6	9	263,170	265,360	2,190	13	80	80	0	9	8,560	8,560	0	13
Austrian Airlines	4	11	7	54	672	1,614	942	54	-	-	0	53	-	-	0	53
Belavia Belarusian Airlines	216	218	2	38	26,278	25,742	-536	42	8	8	0	38	1,058	1,020	-38	43
BH Air	69	72	3	49	12,420	12,960	540	49	6	6	0	40	1,080	1,080	0	42
Blue Islands	-	-	0	59	-	-	0	59	-	-	0	53	-	-	0	53
British Airways	29,799	35,119	5,320	2	5,202,710	6,520,352	1,317,642	2	1,014	1,237	223	2	177,459	230,327	52,868	2
Bulgaria Air	1	-	-1	59	108	-	-108	59	-	-	0	53	-	-	0	53
Carpatair	3	-	-3	59	300	-	-300	59	-	-	0	53	-	-	0	53
Cathay Pacific	366	404	38	32	102,480	113,120	10,640	23	14	14	0	27	3,920	3,920	0	24
Cello Aviation	2	-	-2	59	120	-	-120	59	-	-	0	53	-	-	0	53
China Airlines	-	310	310	35	-	94,860	94,860	26	-	10	10	36	-	3,060	3,060	30
China Eastern	4	-	-4	59	1,048	-	-1,048	59	-	-	0	53	-	-	0	53
Cobalt Air	-	494	494	24	-	77,064	77,064	31	-	16	16	25	-	2,496	2,496	34
Corsair International	-	-	0	59	-	-	0	59	-	-	0	53	-	-	0	53
Croatia Airlines	114	114	0	45	19,236	19,596	360	46	4	4	0	45	696	696	0	48
Danish Air Transport	2	-	-2	59	344	-	-344	59	-	-	0	53	-	-	0	53
EasyJet	81,466	82,203	737	1	13,709,953	14,174,311	464,358	1	2,708	2,743	35	1	453,564	477,148	23,584	1
ELLINAIR S.A.	2	-	-2	59	288	-	-288	59	-	-	0	53	-	-	0	53
Emirates	1,304	1,302	-2	13	668,640	716,534	47,894	9	42	42	0	14	21,962	23,114	1,152	9
Enter Air	452	543	91	23	83,973	101,229	17,256	24	24	26	2	23	4,482	4,848	366	20
Ethiopian Airlines	-	254	254	37	-	68,580	68,580	34	-	12	12	34	-	3,240	3,240	25
Eurowings	-	-	0	59	-	-	0	59	-	-	0	53	-	-	0	53
Evelop Airlines	-	-	0	59	-	-	0	59	-	-	0	53	-	-	0	53
Finnair	-	-	0	59	-	-	0	59	-	-	0	53	-	-	0	53
Flybe	1,175	1,142	-33	15	138,440	120,776	-17,664	22	36	36	0	16	4,248	3,168	-1,080	28
Freebird Airlines	54	20	-34	53	9,720	3,600	-6,120	53	2	2	0	49	360	360	0	50
Georgian Airways	124	186	62	39	14,688	24,552	9,864	43	6	6	0	40	652	792	140	45
Germania	511	69	-442	50	76,720	10,334	-66,386	50	20	1	-19	52	3,000	150	-2,850	52
Germania Flug AG	1	-	-1	59	150	-	-150	59	-	-	0	53	-	-	0	53
Hi Fly Malta	1	-	-1	59	267	-	-267	59	-	-	0	53	-	-	0	53
Iberia	1	-	-1	59	188	-	-188	59	-	-	0	53	-	-	0	53
Iberia Express	865	866	1	21	147,921	148,086	165	19	28	28	0	20	4,788	4,788	0	21
Icelandair	456	452	-4	25	83,922	82,716	-1,206	29	14	14	0	27	2,562	2,562	0	32
IMAIR	-	-	0	59	-	-	0	59	-	-	0	53	-	-	0	53
Iraqi Airways	118	124	6	43	21,830	22,940	1,110	44	4	4	0	45	740	740	0	47
Jet Time Airways	1	-	-1	59	148	-	-148	59	-	-	0	53	-	-	0	53
Jet2.com	1	-	-1	59	189	-	-189	59	-	-	0	53	-	-	0	53
Jordan International Air Cargo	-	-	0	59	-	-	0	59	-	-	0	53	-	-	0	53
Jota Aviation	-	-	0	59	-	-	0	59	-	-	0	53	-	-	0	53
Kuwait Airways	-	-	0	59	-	-	0	59	-	-	0	53	-	-	0	53
Luxair	3	1	-2	57	448	186	-262	57	-	-	0	53	-	-	0	53
Mahan Air	16	124	108	43	4,880	37,820	32,940	39	-	4	4	45	-	1,220	1,220	40
Maleth-Aero	2	-	-2	59	294	-	-294	59	-	-	0	53	-	-	0	53
Med-View Airline	194	94	-100	47	89,227	30,644	-58,583	40	6	4	-2	45	2,778	1,304	-1,474	39
Meridiana	364	-	-364	59	62,120	-	-62,120	59	14	-	-14	53	2,376	-	-2,376	53
MIAMI AIR INTERNATIONAL INC	1	-	-1	59	180	-	-180	59	-	-	0	53	-	-	0	53
Monarch Airlines	7,131	-	-7,131	59	1,470,434	-	-1,470,434	59	290	-	-290	53	59,820	-	-59,820	53
Montenegro Airlines	134	156	22	42	13,668	16,204	2,536	47	6	8	2	38	612	756	144	46
Neos	2	-	-2	59	372	-	-372	59	-	-	0	53	-	-	0	53
Norwegian	16,219	19,918	3,699	3	3,323,536	4,368,706	1,045,170	3	548	683	135	3	112,636	148,621	35,985	3
Pegasus Airlines	37	50	13	51	6,993	9,450	2,457	51	2	2	0	49	378	378	0	49
Privilege Style	1	2	1	55	247	400	153	55	-	-	0	53	-	-	0	53
Qatar Airways	-	696	696	22	-	65,680	65,680	35	-	32	32	17	-	3,200	3,200	27
Regional Jet	-	-	0	59	-	-	0	59	-	-	0	53	-	-	0	53
Rossia Airlines	-	434	434	27	-	55,552	55,552	37	-	14	14	27	-	1,792	1,792	36
Royal Air Maroc	472	434	-38	27	68,532	68,736	204	33	16	16	0	25	2,454	2,454	90	33
Royal Jordanian	-	-	0	59	-	-	0	59	-	-	0	53	-	-	0	53
Rwandair	134	186	52	39	36,716	50,964	14,248	38	6	6	0	40	1,644	1,644	0	38
SATA International	5,940	4,516	-1,424	27	1,122,660	853,524	-269,136	28	192	150	-42	7	36,288	28,350	-7,938	8
SHENZHEN AIRLINES CO LTD	55	49	-6	52	9,110	7,840	-1,270	52	2	2	0	49	320	320	0	51
Small Planet Airlines	482	-	-482	59	86,760	-	-86,760	59	26	-	-26	53	4,680	-	-4,680	53
Small Planet Airlines Poland	3	-	-3	59	580	-	-580	59	-	-	0	53	-	-	0	53
SunExpress	2	-	-2	59	378	-	-378	59	-	-	0	53	-	-	0	53
Swiss International	6	-	-6	59	1,080	-	-1,080	59	-	-	0	53	-	-	0	53
TAP Portugal	1,448	1,550	102	11	199,346	208,500	9,154	15	48	50	2	12	6,696	6,780	84	15
Thomas Cook (Scandinavia)	-	1	1	57	-	396	396	56	-	-	0	53	-	-	0	53
Thomas Cook (UK)	5,425	6,171	746	5	1,333,246	1,448,602	115,356	5	208	218	10	5	51,028	52,668	1,640	5
Thomson Airways	8,910	-	-8,910	59	2,050,850	-	-2,050,850	59	350	-	-350	53	80,545	-	-80,545	53
Tianjin Airlines	124	328	204	34	32,240	85,280	53,040	28	4	12	8	34	1,040	3,120	2,080	29
Titan Airways	125	74	-51	48	21,464	13,084	-8,380	48	-	-	0	53	-	-	0	53
Transavia France	-	-	0	59	-	-	0	59	-	-	0	53	-	-	0	53
Travel Service	464	432	-32	31	84,898	81,530	-3,368	30	12	14	2	27	2,268	2,646	378	31
TUI Airways	-	8,486	8,486	6	-	1,990,239	1,990,239	44	-	330	330	4	-	77,336	77,336	44
Tunisair	180	186	6	39	28,024	29,300	1,276	41	6	6	0	40	948	948	0	44
Turkish Airlines	1,270	1,266	-4	14	227,110	222,670	-4,440	14	42	42	0	14	7,598	7,322	-276	14
Ukraine International	850	868	18	19	142,864	151,900	9,036	18	28	28	0	20	4			

Peak Week - Allocation and Slot Adjustment Distribution by Operator



Schedule: S18 Start

Operator	S18 allocated ATMs	SLOT ADJUSTMENTS (MINUTES OFF REQUESTED TIME)														Requests with NO slot allocated		
		0	5	10	15	20	25	30	35	40	45	50	55	60	>60			
Adria Airways	-																	
Aer Lingus	80	66.3%	10.0%	0.0%	2.5%	10.0%	0.0%	0.0%	1.3%	1.3%	1.3%	5.0%	2.5%	0.0%	0.0%			
Aeroflot	-																	
Aigle Azur	-																	34
Air Arabia Maroc	10	80.0%	0.0%	0.0%	0.0%	0.0%	20.0%	0.0%	0.0%	0.0%	0.0%	0.0%	0.0%	0.0%	0.0%			
Air Canada	14	100.0%	0.0%	0.0%	0.0%	0.0%	0.0%	0.0%	0.0%	0.0%	0.0%	0.0%	0.0%	0.0%	0.0%			
Air China	18	0.0%	5.6%	33.3%	5.6%	22.2%	5.6%	11.1%	0.0%	5.6%	0.0%	0.0%	0.0%	0.0%	5.6%		10	
Air Europa	28	50.0%	0.0%	21.4%	14.3%	14.3%	0.0%	0.0%	0.0%	0.0%	0.0%	0.0%	0.0%	0.0%	0.0%			
Air Itlay	6	100.0%	0.0%	0.0%	0.0%	0.0%	0.0%	0.0%	0.0%	0.0%	0.0%	0.0%	0.0%	0.0%	0.0%			
Air Malta	14	100.0%	0.0%	0.0%	0.0%	0.0%	0.0%	0.0%	0.0%	0.0%	0.0%	0.0%	0.0%	0.0%	0.0%			
Air Mediterranean	-																28	
Air Transat	44	100.0%	0.0%	0.0%	0.0%	0.0%	0.0%	0.0%	0.0%	0.0%	0.0%	0.0%	0.0%	0.0%	0.0%			
Air Baltic	32	87.5%	0.0%	0.0%	0.0%	0.0%	0.0%	0.0%	0.0%	3.1%	9.4%	0.0%	0.0%	0.0%	0.0%		24	
Aurigny Air Services	80	83.8%	2.5%	8.8%	5.0%	0.0%	0.0%	0.0%	0.0%	0.0%	0.0%	0.0%	0.0%	0.0%	0.0%			
Belavia Belarusian Airlines	8	100.0%	0.0%	0.0%	0.0%	0.0%	0.0%	0.0%	0.0%	0.0%	0.0%	0.0%	0.0%	0.0%	0.0%			
BH Air	6	100.0%	0.0%	0.0%	0.0%	0.0%	0.0%	0.0%	0.0%	0.0%	0.0%	0.0%	0.0%	0.0%	0.0%			
British Airways	1,237	96.4%	1.2%	1.0%	0.6%	0.2%	0.2%	0.0%	0.1%	0.2%	0.1%	0.0%	0.0%	0.0%	0.0%		1	
Cathay Pacific	14	100.0%	0.0%	0.0%	0.0%	0.0%	0.0%	0.0%	0.0%	0.0%	0.0%	0.0%	0.0%	0.0%	0.0%			
Cello Aviation	-																32	
China Airlines	10	80.0%	0.0%	0.0%	0.0%	0.0%	0.0%	0.0%	10.0%	0.0%	0.0%	0.0%	0.0%	0.0%	10.0%		2	
China Eastern	-																8	
Cobalt Air	16	100.0%	0.0%	0.0%	0.0%	0.0%	0.0%	0.0%	0.0%	0.0%	0.0%	0.0%	0.0%	0.0%	0.0%		4	
Croatia Airlines	4	100.0%	0.0%	0.0%	0.0%	0.0%	0.0%	0.0%	0.0%	0.0%	0.0%	0.0%	0.0%	0.0%	0.0%			
Easyjet	2,743	94.2%	2.7%	1.0%	0.5%	0.4%	0.2%	0.1%	0.3%	0.2%	0.1%	0.0%	0.0%	0.1%	0.3%		47	
ELLINAIR S.A.	-																2	
Emirates	42	100.0%	0.0%	0.0%	0.0%	0.0%	0.0%	0.0%	0.0%	0.0%	0.0%	0.0%	0.0%	0.0%	0.0%			
Enter Air	26	73.1%	0.0%	0.0%	3.8%	0.0%	0.0%	0.0%	0.0%	0.0%	0.0%	3.8%	0.0%	3.8%	15.4%			
Ethiopian Airlines	12	50.0%	0.0%	8.3%	0.0%	0.0%	0.0%	0.0%	0.0%	0.0%	0.0%	0.0%	0.0%	8.3%	33.3%		16	
Eurowings	-																200	
Finnair	-																28	
Flybe	36	100.0%	0.0%	0.0%	0.0%	0.0%	0.0%	0.0%	0.0%	0.0%	0.0%	0.0%	0.0%	0.0%	0.0%		20	
Freebird Airlines	2	100.0%	0.0%	0.0%	0.0%	0.0%	0.0%	0.0%	0.0%	0.0%	0.0%	0.0%	0.0%	0.0%	0.0%			
Georgian Airways	6	100.0%	0.0%	0.0%	0.0%	0.0%	0.0%	0.0%	0.0%	0.0%	0.0%	0.0%	0.0%	0.0%	0.0%			
Germania	1	100.0%	0.0%	0.0%	0.0%	0.0%	0.0%	0.0%	0.0%	0.0%	0.0%	0.0%	0.0%	0.0%	0.0%			
Iberia Express	28	14.3%	50.0%	0.0%	0.0%	0.0%	7.1%	0.0%	28.6%	0.0%	0.0%	0.0%	0.0%	0.0%	0.0%		14	
Icelandair	14	100.0%	0.0%	0.0%	0.0%	0.0%	0.0%	0.0%	0.0%	0.0%	0.0%	0.0%	0.0%	0.0%	0.0%			
IMAIR	-																14	
Iraqi Airways	4	100.0%	0.0%	0.0%	0.0%	0.0%	0.0%	0.0%	0.0%	0.0%	0.0%	0.0%	0.0%	0.0%	0.0%			
Jordan International Air Cargo	-																14	
Kuwait Airways	-																	
Mahan Air	4	100.0%	0.0%	0.0%	0.0%	0.0%	0.0%	0.0%	0.0%	0.0%	0.0%	0.0%	0.0%	0.0%	0.0%		8	
Med-View Airline	4	100.0%	0.0%	0.0%	0.0%	0.0%	0.0%	0.0%	0.0%	0.0%	0.0%	0.0%	0.0%	0.0%	0.0%		4	
Meridiana	-																	
Monarch Airlines	-																	
Montenegro Airlines	8	50.0%	0.0%	12.5%	0.0%	0.0%	12.5%	0.0%	0.0%	0.0%	0.0%	0.0%	0.0%	0.0%	25.0%		2	
Norwegian	683	98.4%	0.1%	0.3%	0.4%	0.1%	0.0%	0.1%	0.0%	0.0%	0.1%	0.0%	0.0%	0.0%	0.3%			
Pegasus Airlines	2	50.0%	0.0%	0.0%	0.0%	50.0%	0.0%	0.0%	0.0%	0.0%	0.0%	0.0%	0.0%	0.0%	0.0%			
Qatar Airways	32	84.4%	3.1%	0.0%	0.0%	3.1%	3.1%	0.0%	6.3%	0.0%	0.0%	0.0%	0.0%	0.0%	0.0%		28	
Rossia Airlines	14	100.0%	0.0%	0.0%	0.0%	0.0%	0.0%	0.0%	0.0%	0.0%	0.0%	0.0%	0.0%	0.0%	0.0%			
Royal Air Maroc	16	62.5%	0.0%	0.0%	0.0%	6.3%	6.3%	0.0%	12.5%	12.5%	0.0%	0.0%	0.0%	0.0%	0.0%			
Rwandair	6	66.7%	33.3%	0.0%	0.0%	0.0%	0.0%	0.0%	0.0%	0.0%	0.0%	0.0%	0.0%	0.0%	0.0%		4	
Ryanair	150	98.7%	0.7%	0.0%	0.0%	0.0%	0.0%	0.7%	0.0%	0.0%	0.0%	0.0%	0.0%	0.0%	0.0%		96	
SATA International	2	0.0%	0.0%	0.0%	0.0%	0.0%	0.0%	0.0%	0.0%	0.0%	0.0%	0.0%	0.0%	0.0%	100.0%			
Small Planet Airlines	-																	
TAP Portugal	50	98.0%	2.0%	0.0%	0.0%	0.0%	0.0%	0.0%	0.0%	0.0%	0.0%	0.0%	0.0%	0.0%	0.0%			
Thomas Cook (UK)	218	86.7%	5.5%	1.4%	0.9%	1.8%	0.0%	0.0%	0.5%	0.5%	0.5%	0.5%	0.0%	0.5%	1.4%		4	
Thomson Airways	-																	
Tianjin Airlines	12	50.0%	16.7%	0.0%	0.0%	8.3%	0.0%	8.3%	16.7%	0.0%	0.0%	0.0%	0.0%	0.0%	0.0%		12	
Transavia France	-																	
Travel Service	14	85.7%	7.1%	7.1%	0.0%	0.0%	0.0%	0.0%	0.0%	0.0%	0.0%	0.0%	0.0%	0.0%	0.0%			
TUI Airways	330	90.9%	2.1%	1.8%	0.9%	0.6%	0.3%	0.9%	0.3%	0.3%	0.3%	0.3%	0.0%	0.0%	1.5%		1	
Tunisair	6	100.0%	0.0%	0.0%	0.0%	0.0%	0.0%	0.0%	0.0%	0.0%	0.0%	0.0%	0.0%	0.0%	0.0%			
Turkish Airlines	42	100.0%	0.0%	0.0%	0.0%	0.0%	0.0%	0.0%	0.0%	0.0%	0.0%	0.0%	0.0%	0.0%	0.0%			
Ukraine International	28	100.0%	0.0%	0.0%	0.0%	0.0%	0.0%	0.0%	0.0%	0.0%	0.0%	0.0%	0.0%	0.0%	0.0%			
Virgin Atlantic	82	85.4%	4.9%	1.2%	2.4%	0.0%	2.4%	1.2%	1.2%	0.0%	0.0%	0.0%	0.0%	0.0%	1.2%			
Vueling	174	87.4%	7.5%	1.7%	0.6%	1.1%	0.6%	0.6%	0.0%	0.0%	0.6%	0.6%	0.0%	0.6%	0.6%		6	
Westjet	56	100.0%	0.0%	0.0%	0.0%	0.0%	0.0%	0.0%	0.0%	0.0%	0.0%	0.0%	0.0%	0.0%	0.0%		16	
Wizz Air	14	100.0%	0.0%	0.0%	0.0%	0.0%	0.0%	0.0%	0.0%	0.0%	0.0%	0.0%	0.0%	0.0%	0.0%			
WOW Air	32	65.6%	0.0%	6.3%	3.1%	12.5%	3.1%	3.1%	0.0%	3.1%	3.1%	0.0%	0.0%	0.0%	0.0%		10	
TOTAL	6,514	92.9%	2.4%	1.2%	0.7%	0.7%	0.3%	0.2%	0.4%	0.3%	0.2%	0.1%	0.0%	0.1%	0.5%		689	

Operators with 0 'allocated ATMs' and 0 'Requests with NO slot allocated' in S18, are included in this list due to having slots allocated in either S17 Start or S17 End schedules.

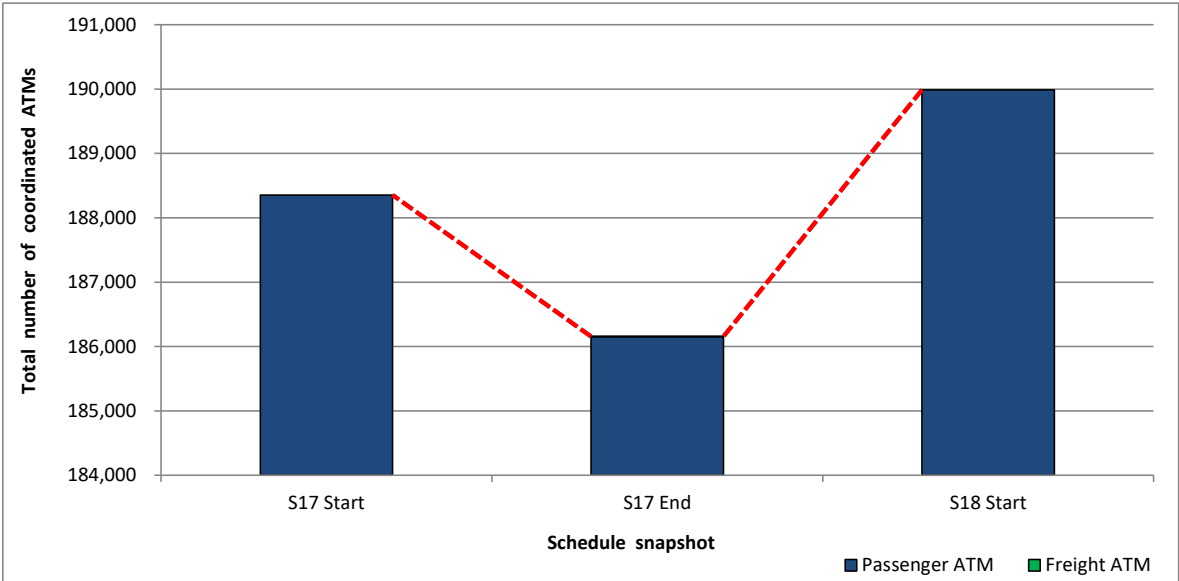
Significant Route Changes

Operator	Category	Description of change from S17 schedule to S18 schedule
Adria Airways	CANCELLED	
Aer Lingus	CHANGE	INCREASE TO DUB, DECREASE TO NOC
Aeroflot	CANCELLED	SVO
Air Arabia Maroc	CHANGE	INCREASE IN MOVEMENTS TO FEZ AND NEW SERVICE TO RAK
Air China	NEW	CTU, PEK
Air Itlay	CHANGE	REDUCED SERVICES TO OLB AND CANX NAP
AirBaltic	NEW	NEW SERVICE TO TLL
British Airways	NEW	NEW SERVICES TO AYT, BOJ, GIB, LAS, LIS, LPA, MAH, PMI, PVK, YYZ, ZAG
British Airways	CHANGE	INCREASE IN FREQUENCY TO ACE, AGP, ALC, BCN, BRI, CAG, DBV, DLM, EDI, FAO, FLL, FNC, GLA, IBZ, JER, LCA, MLA, NAP, PFO, PSA, RAK, RHO, SKG, TRN, VCE
China Airlines	NEW	TPE
EasyJet	NEW	AOI
EasyJet	CHANGE	INCREASES TO ABZ, AMS, BCN, FAO, HRG. DECREASE TO SXF, TLS, VCE
Monarch Airlines	CANCELLED	CEASED TRADING
Norwegian	NEW	NEW SERVICES TO BGO, BOJ, HER, MLA, PFO, PVK, PXO, REU, SKG, VRN
Norwegian	NEW	SERVICES OPERATED BY NORWEIGAN INT DEN, EZE, LXS, ORD, SEA
Norwegian	CHANGE	GROWTH TO SIN BEING FULL SEASON. INCREASE TO JFK, LAX,
Norwegian	CHANGE	INCREASE IN FREQUENCY TO ALC, CPH, FAO, GOT, KGS, LPA, NAP, OSL, PMI, RHO, SPU, ZTH
Norwegian	CANCELLED	NRT
Rossiya Airlines	NEW	NEW SERVICE TO LED
Ryanair	CHANGE	DECREASE TO BFS AND NEW SERVICE TO CCF
Thomas Cook (UK)	NEW	AGP, ALC, NBE, SPU
Thomas Cook (UK)	CHANGE	INCREASE TO DLM, AYT
Thomson Airways	CHANGE	INCREASE TO ALC, AYT, CUN, DLM, HRG, DECREASE TO KGS, LPA, PFO, NAP, TFS,
Tianjin Airlines	CHANGE	INCREASE IN SERVICES TO TSN
Virgin Atlantic	CHANGE	INCREASE TO ANU, DECREASE TO CUN, LAS, MBJ
Vueling	CHANGE	INCREASE TO BCN

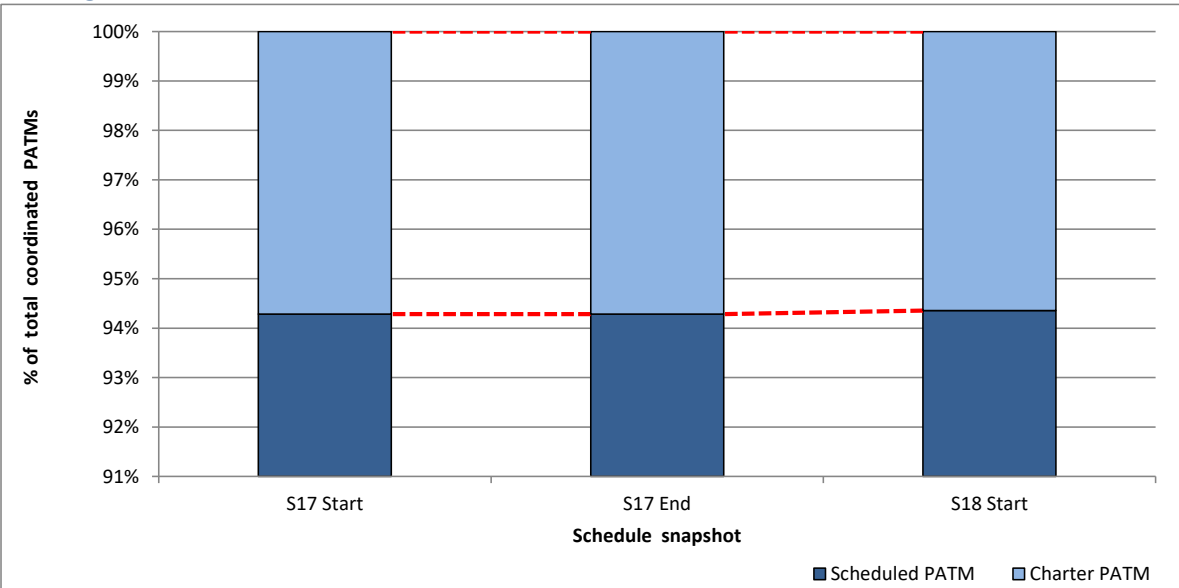
Full Season - ATM Analysis



Total ATMs: Passenger ATMs vs. Freight ATMs



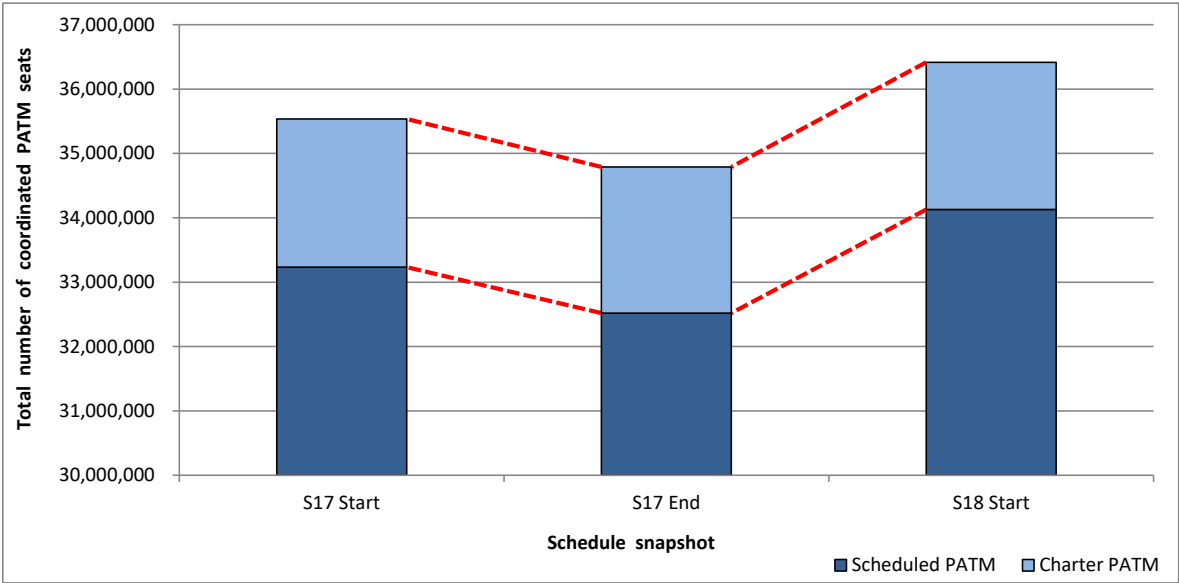
Passenger ATMs: Scheduled vs. Charter



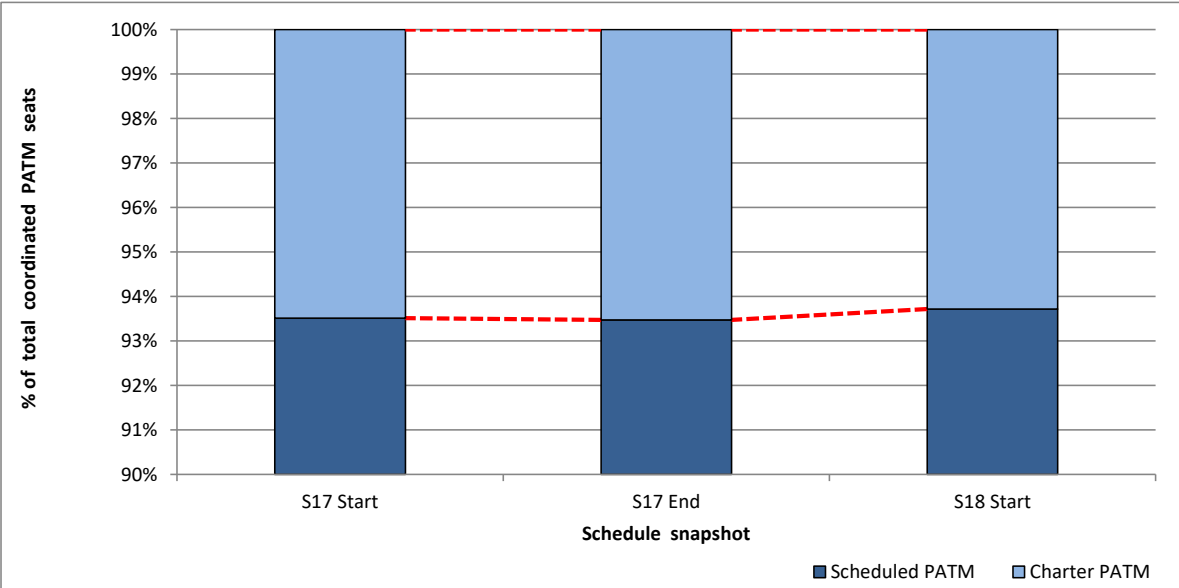
Full Season - PATM Seats Analysis



Total Passenger ATM seats: Scheduled vs. Charter



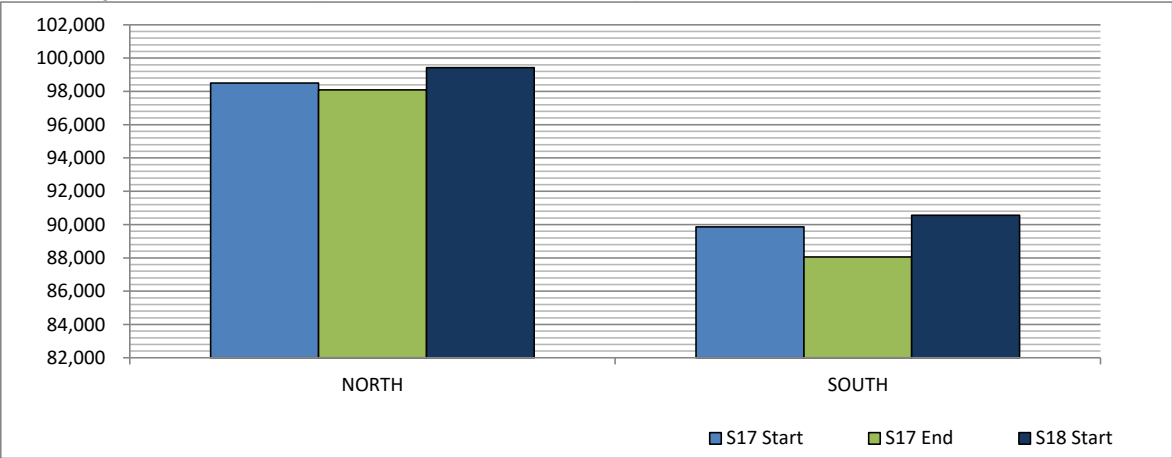
Passenger ATM seats: Scheduled vs. Charter



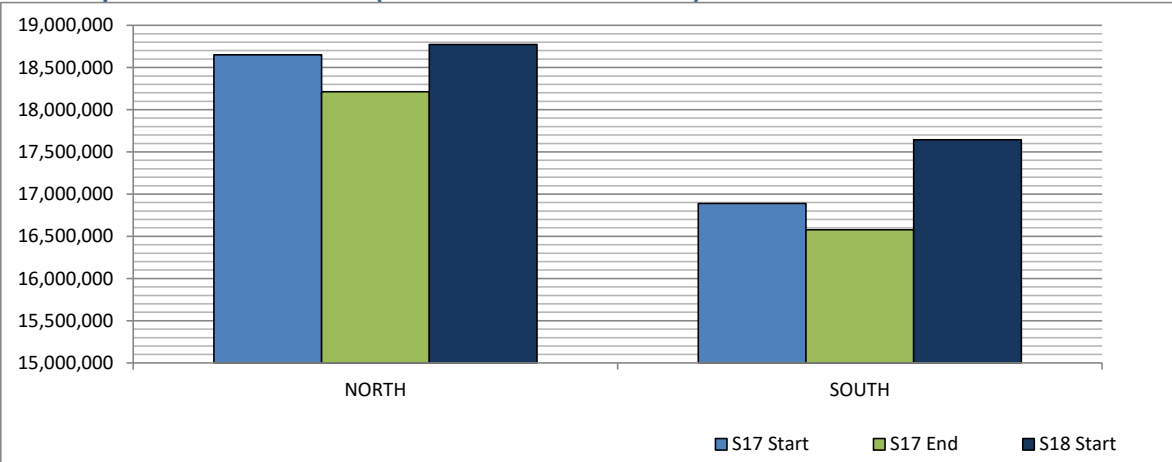
Full Season - Terminal Analysis



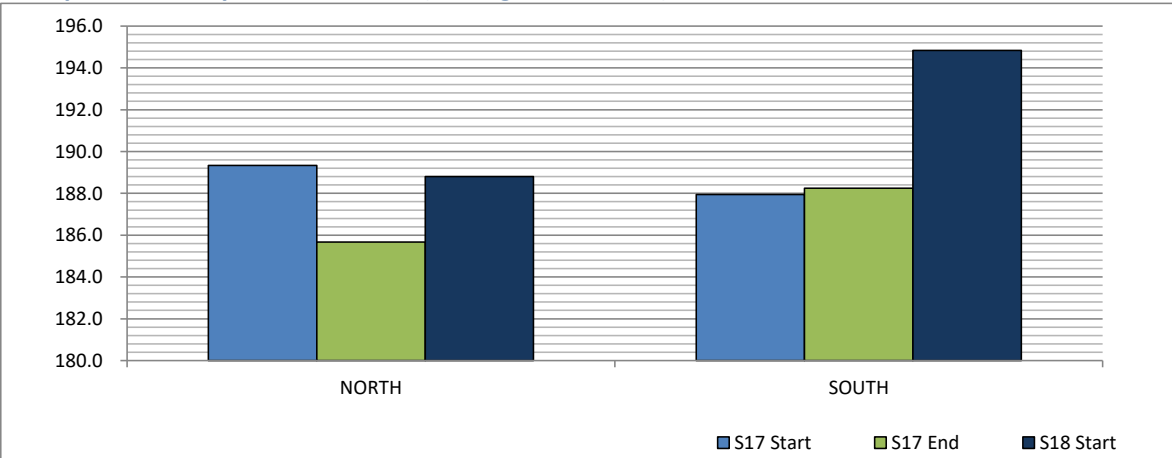
Air Transport Movements (total allocated for season)



Air Transport Movement Seats (total allocated for season)



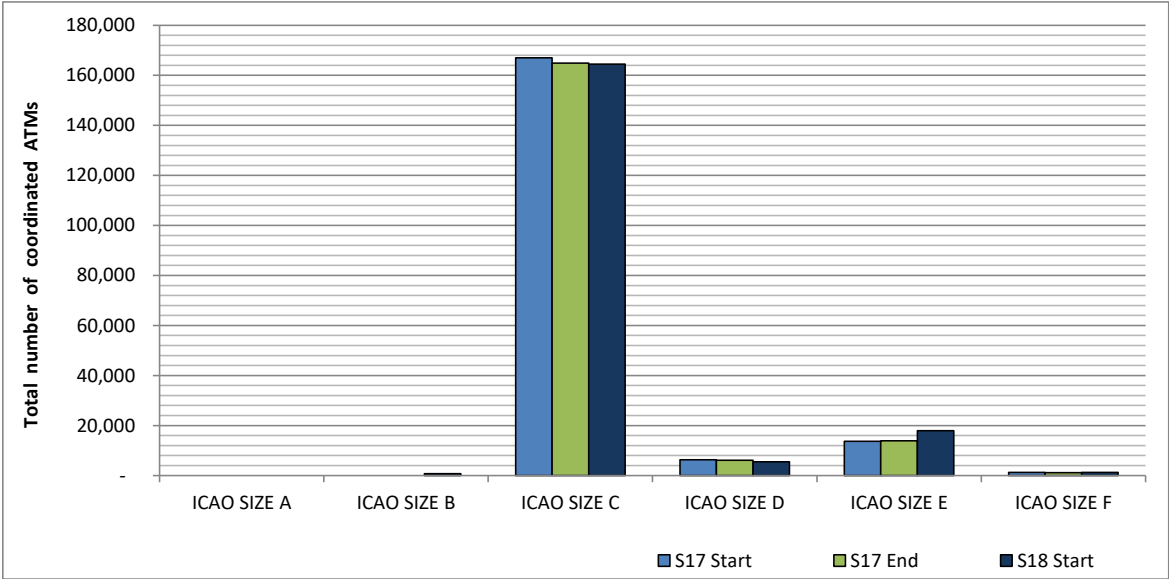
Seats per Air Transport Movement (average for season)



Full Season - Aircraft Size Analysis

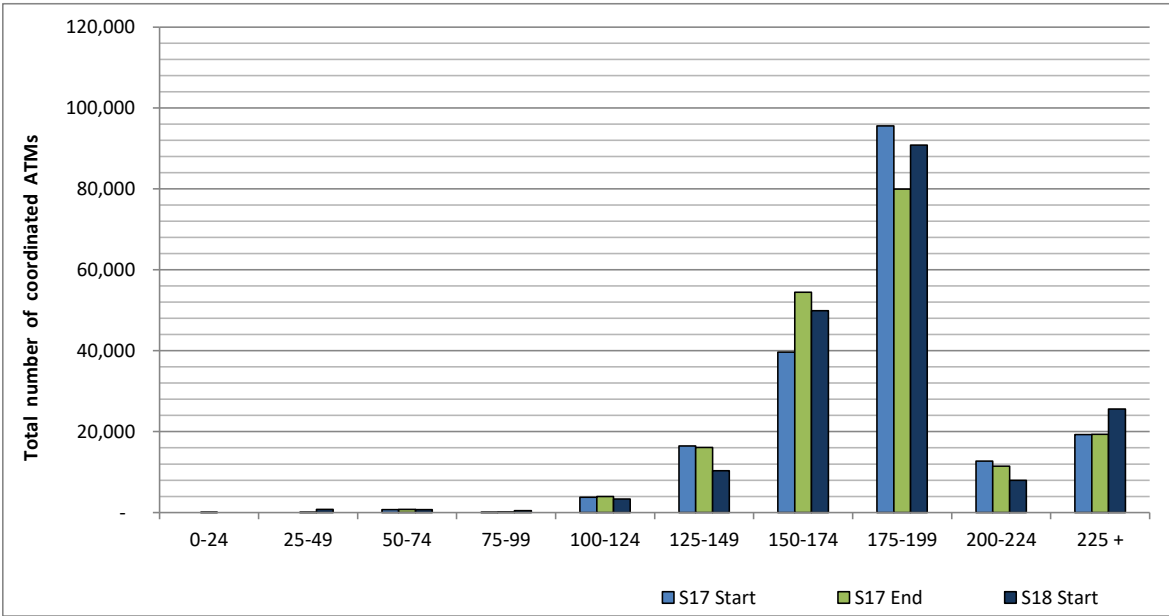


ICAO size designation



Note: See Glossary for definitions of ICAO SIZE groupings

Air Transport Movement seat distribution

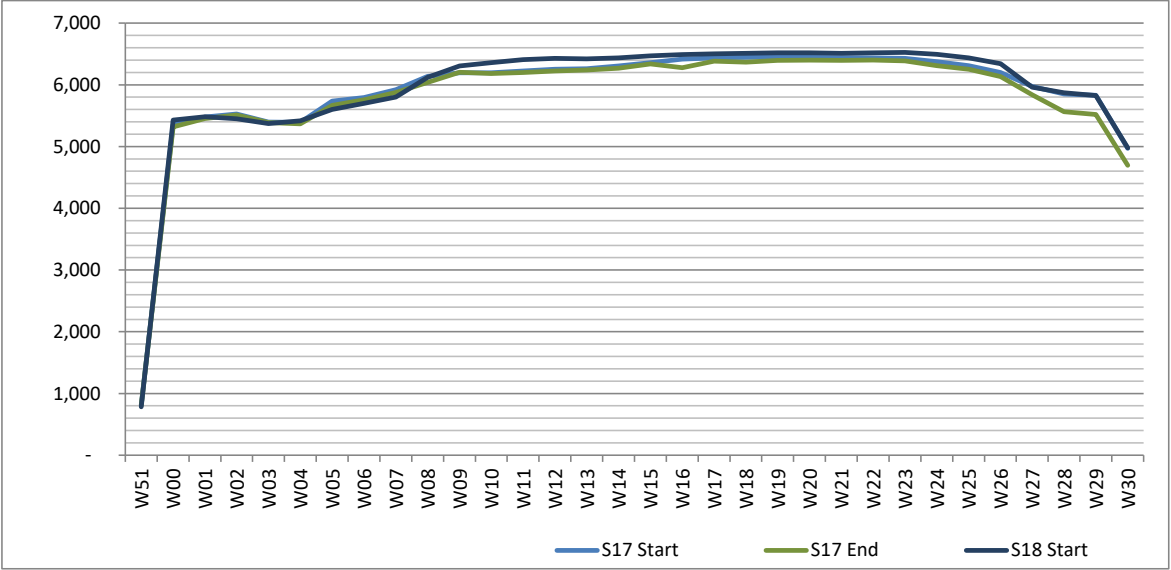


Note: FREIGHT-ONLY services with 0 seats are included in the first seat band '0-24'

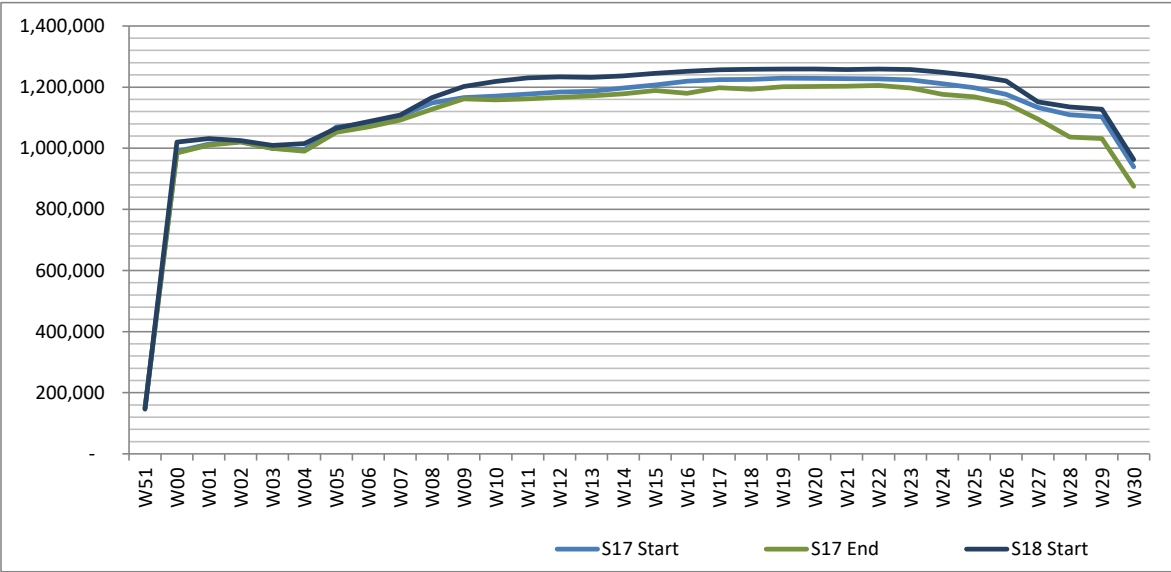
Full Season - Seasonality



Air Transport Movements by week of season



Air Transport Movement Seats by week of season



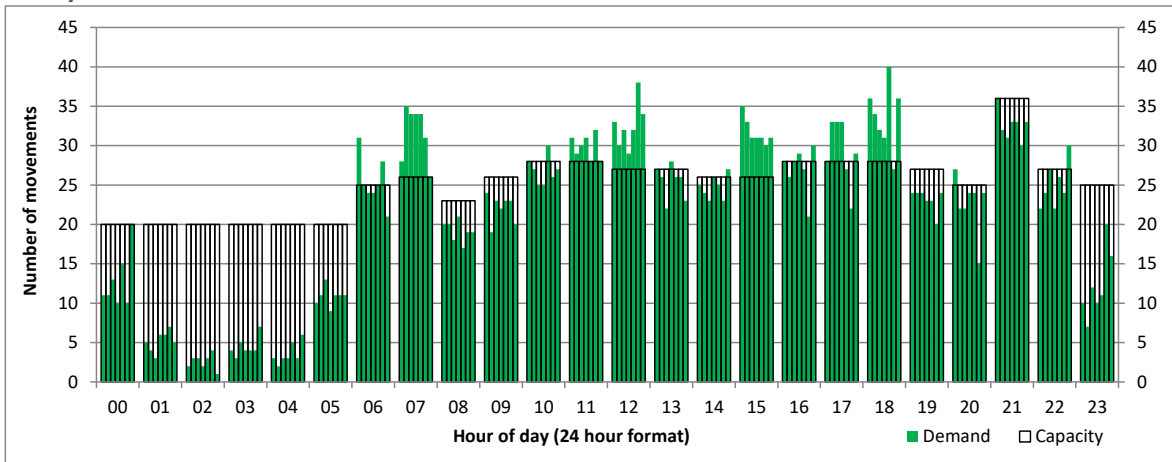
Peak Week - Hourly Runway Demand

Schedule: S18 Start



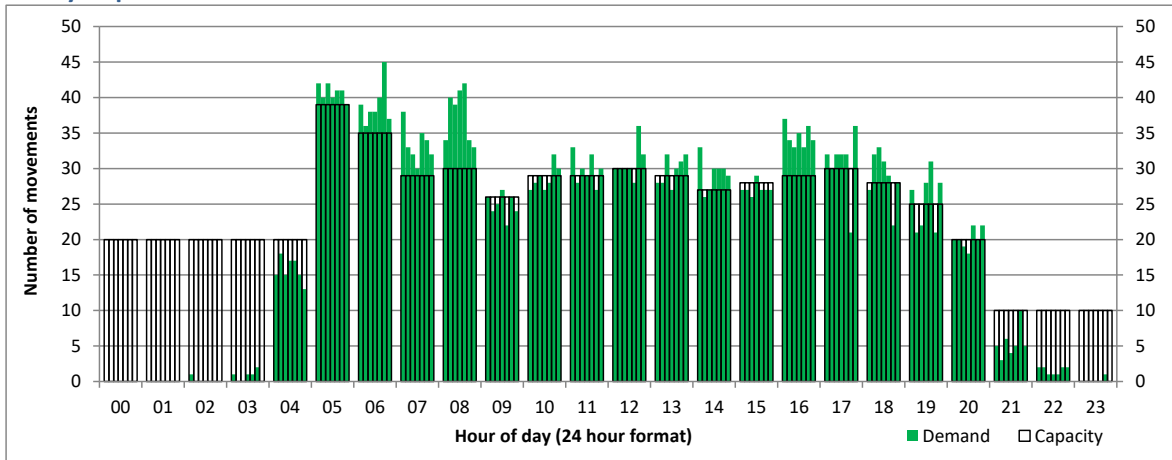
Hourly Arrival Demand

Time: UTC



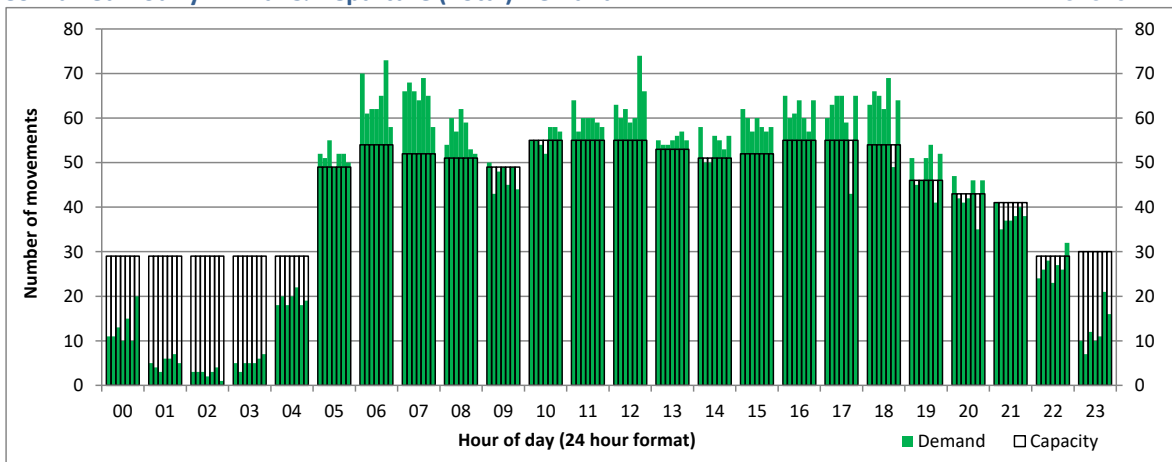
Hourly Departure Demand

Time: UTC



Combined Hourly Arrival & Departure (Total) Demand

Time: UTC



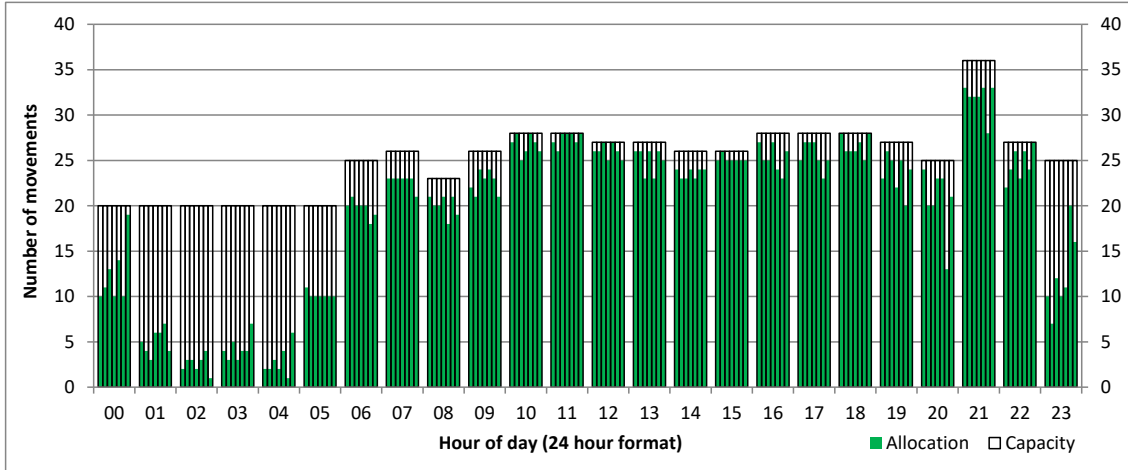
Peak Week - Hourly Runway Allocation

Schedule: S18 Start



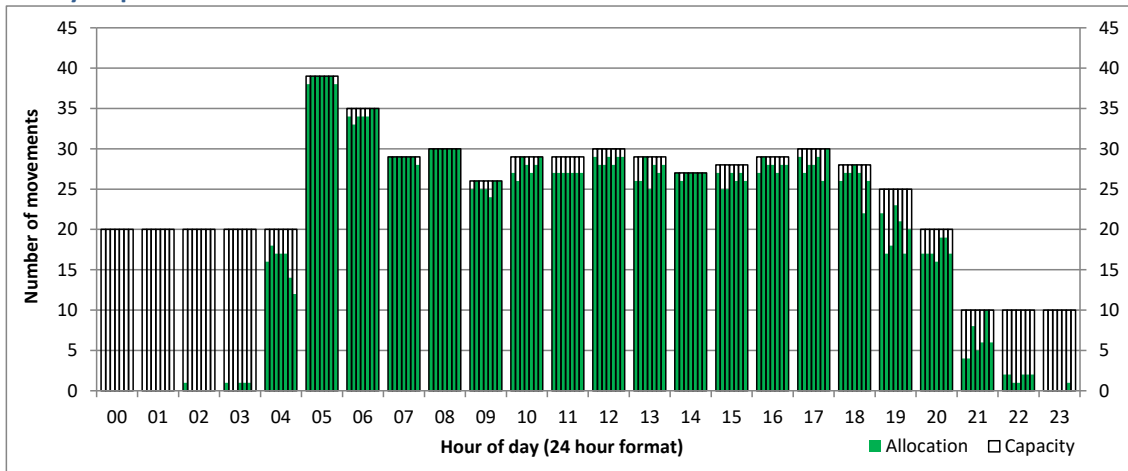
Hourly Arrival Allocation

Time: UTC



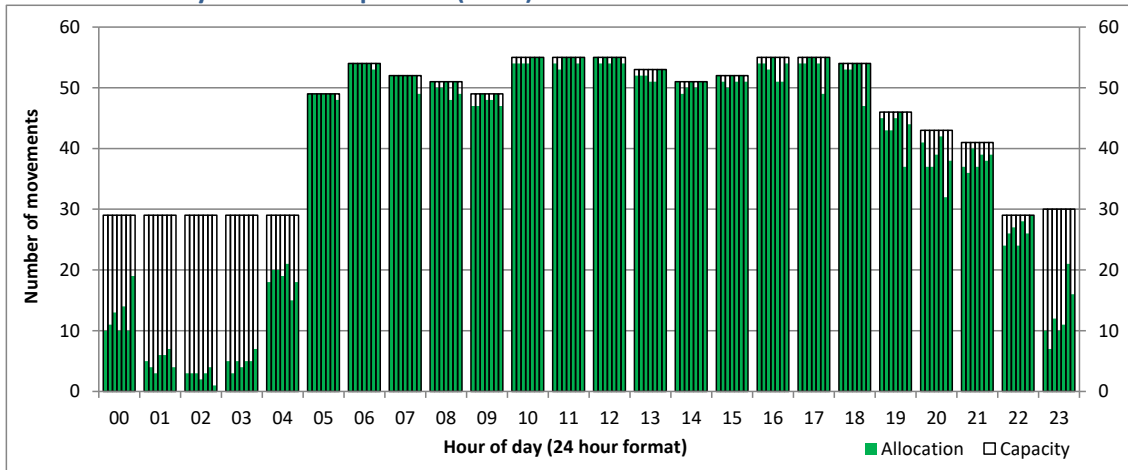
Hourly Departure Allocation

Time: UTC



Combined Hourly Arrival & Departure (Total) Allocation

Time: UTC



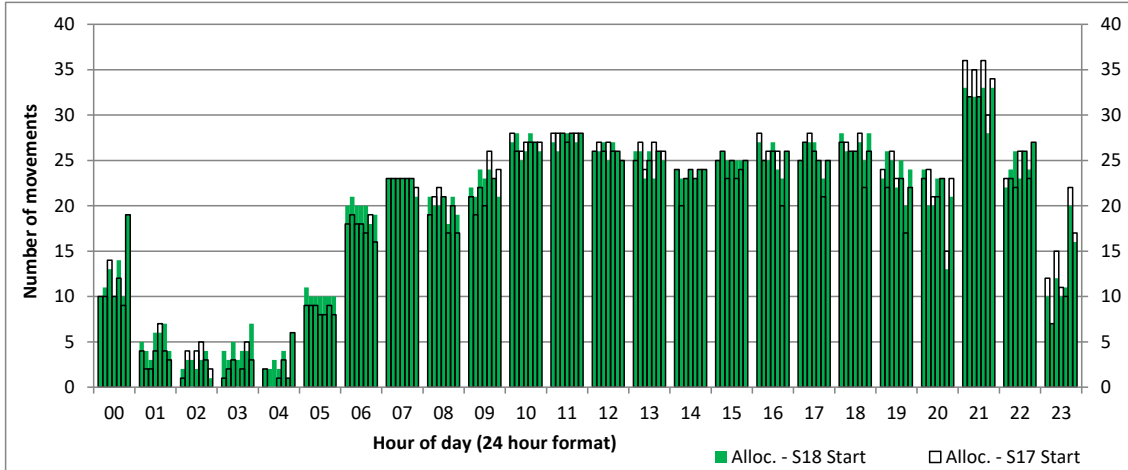
Peak Week - Runway Allocation Comparison

Comparison of S18 Start vs. S17 Start



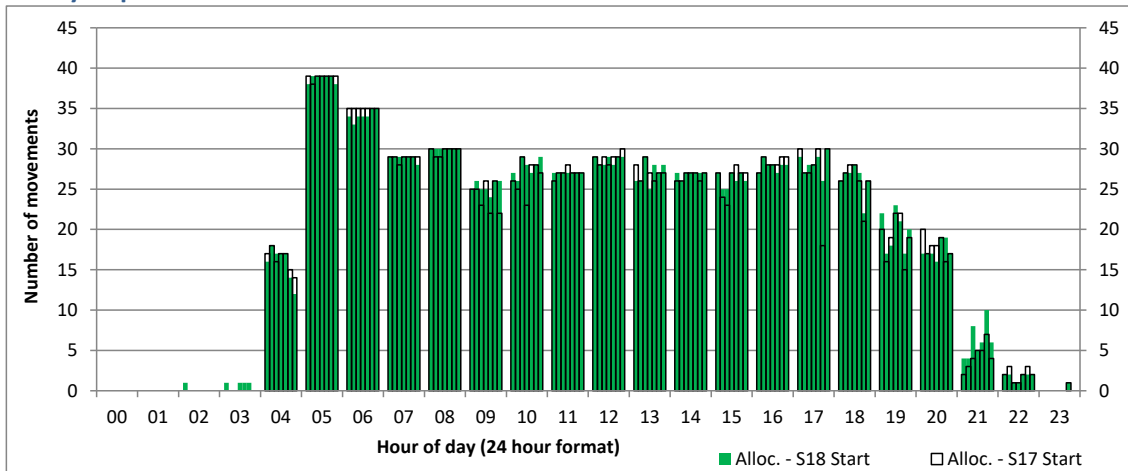
Hourly Arrival Allocation

Time: UTC



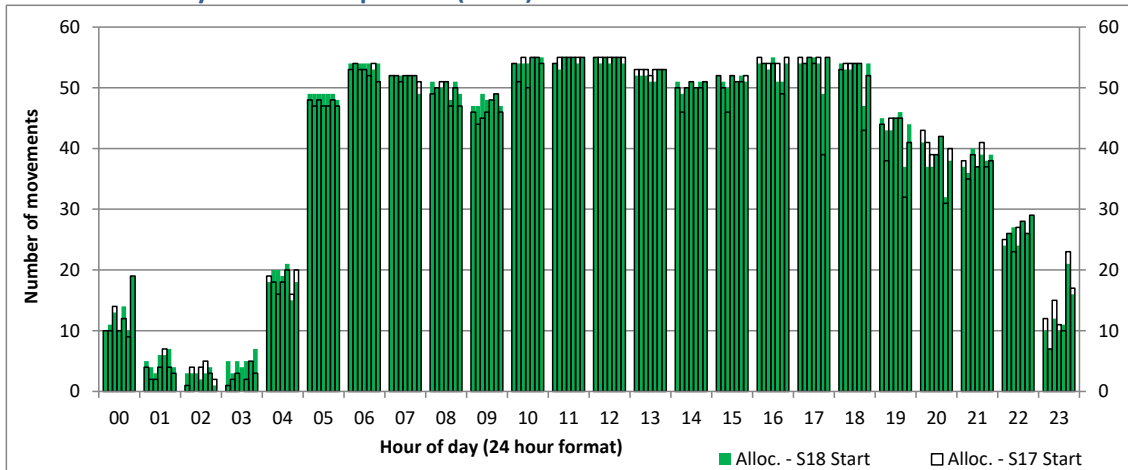
Hourly Departure Allocation

Time: UTC



Combined Hourly Arrival & Departure (Total) Allocation

Time: UTC



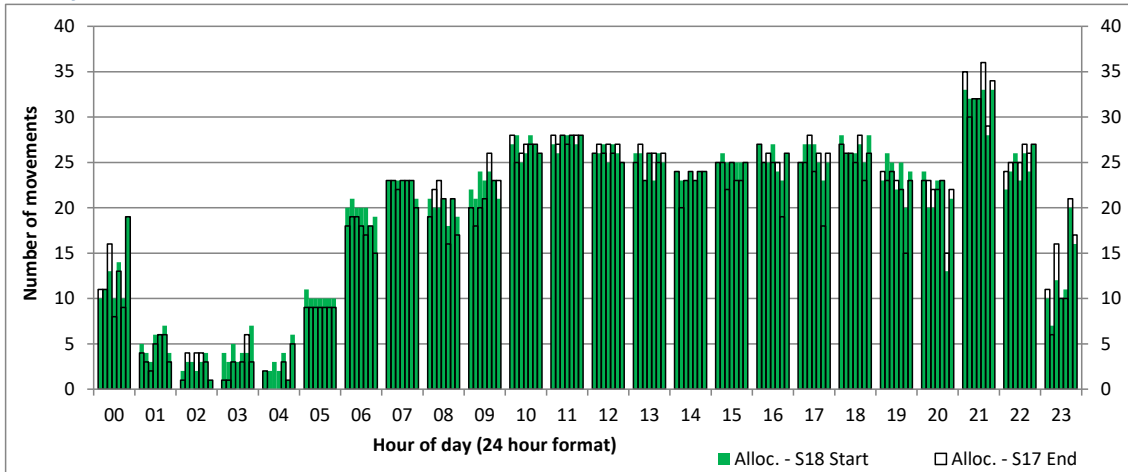
Peak Week - Runway Allocation Comparison

Comparison of S18 Start vs. S17 End



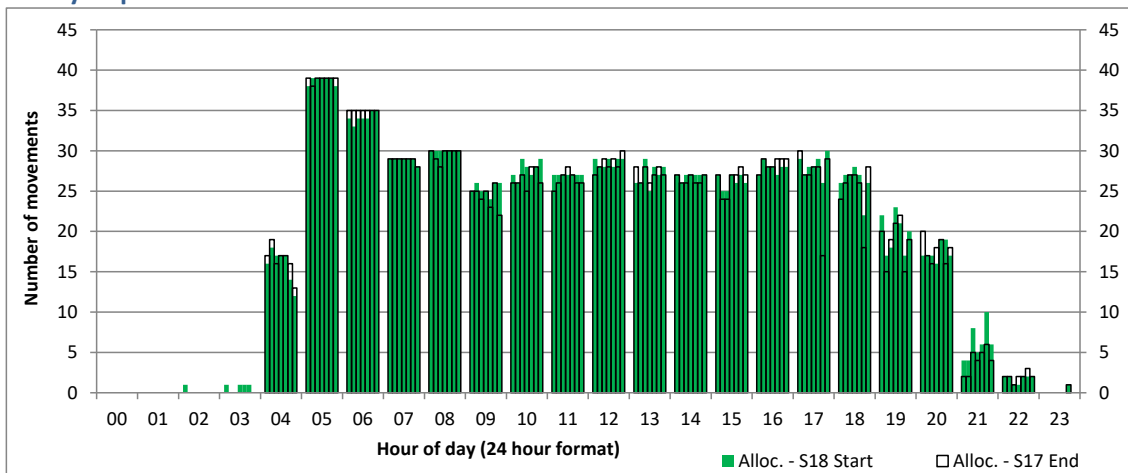
Hourly Arrival Allocation

Time: UTC



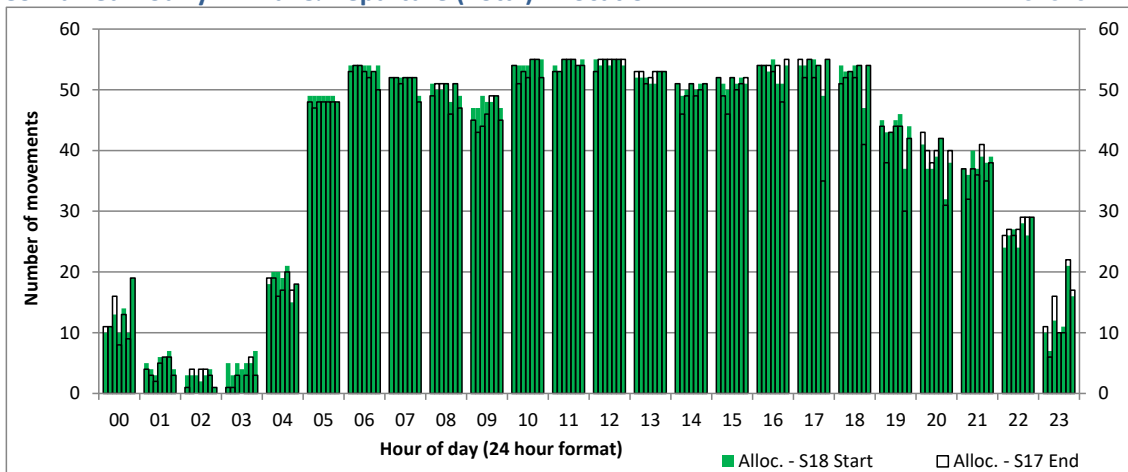
Hourly Departure Allocation

Time: UTC



Combined Hourly Arrival & Departure (Total) Allocation

Time: UTC



Peak Week - Passengers Histogram

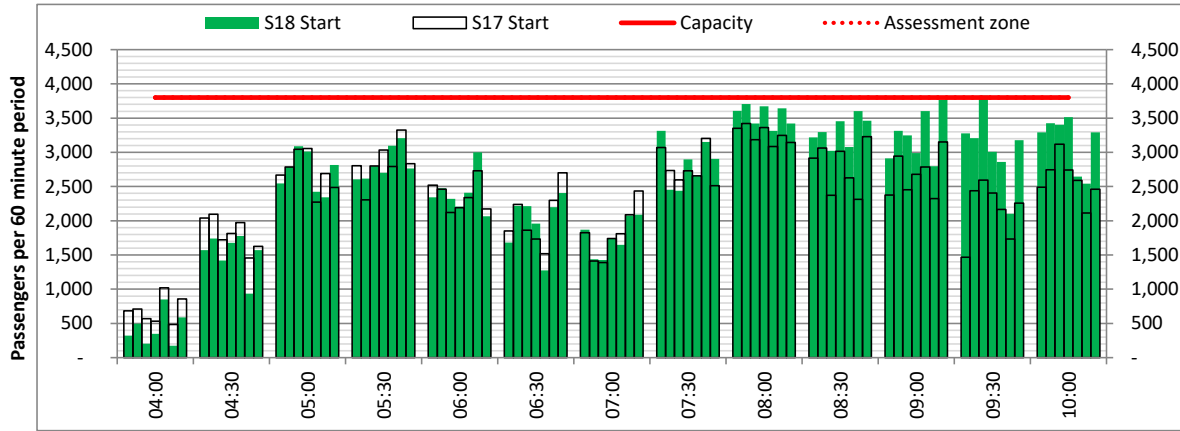
DEPARTURE - 60 minute count rolling every 30 mins (T60/30)



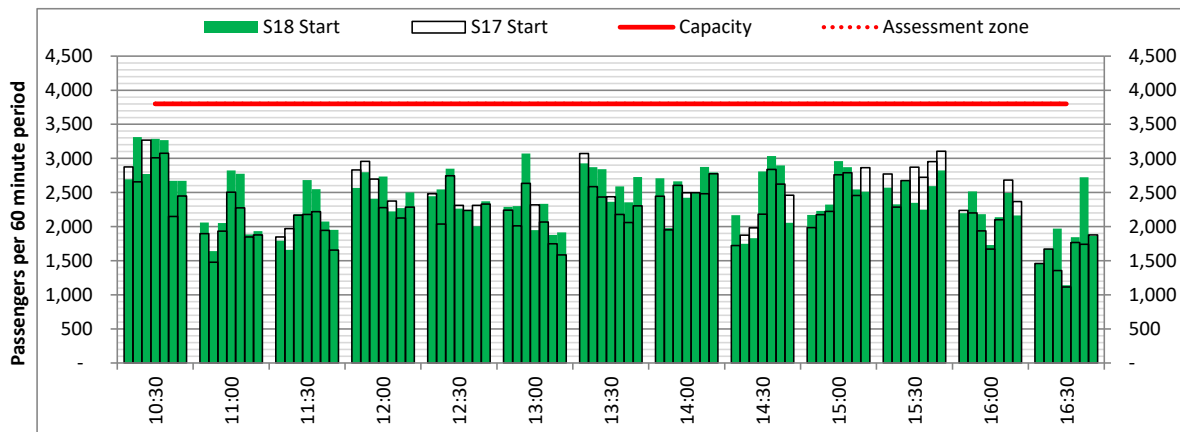
Terminals: South Terminal

Operators: All Operators

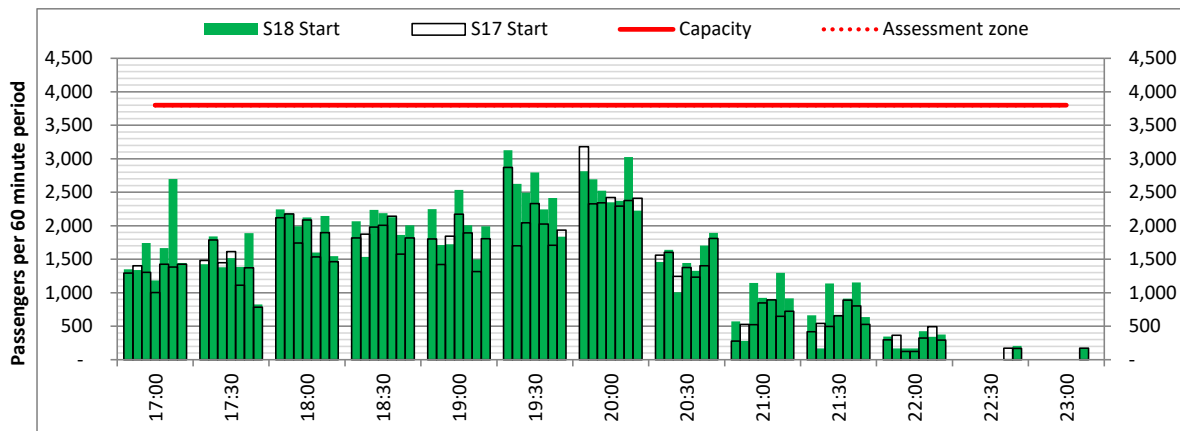
Days: 1234567



Start of count period - Time: UTC



Start of count period - Time: UTC



Start of count period - Time: UTC

Peak Week - Passengers Histogram

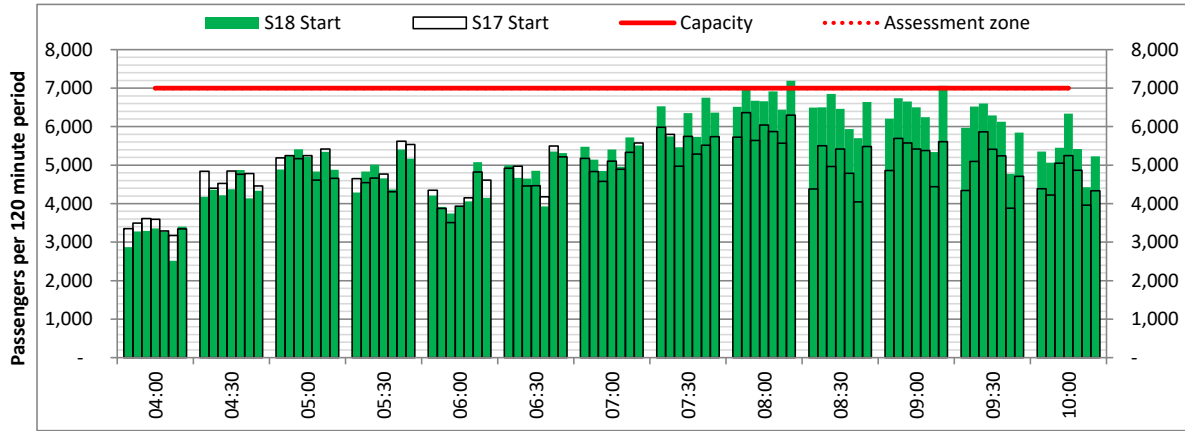
DEPARTURE - 120 minute count rolling every 30 mins (T120/30)



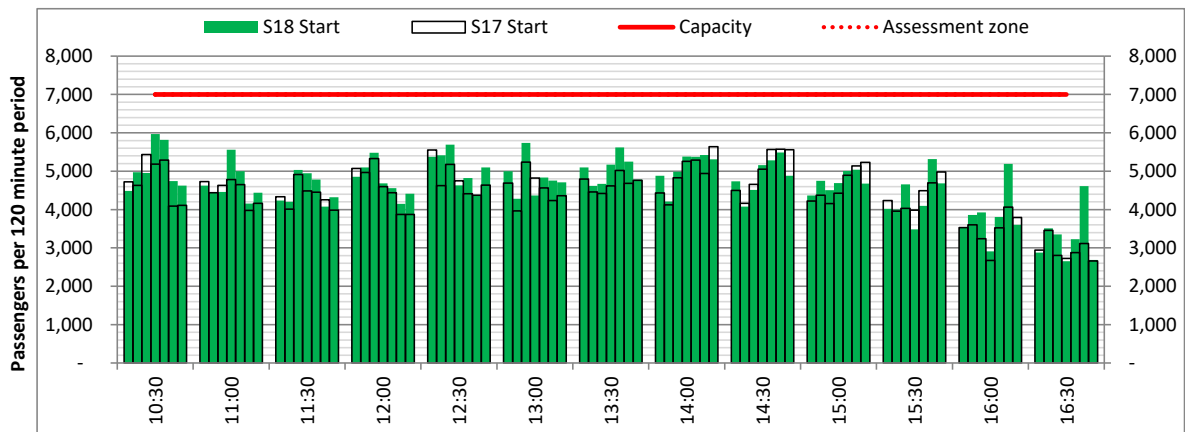
Terminals: South Terminal

Operators: All Operators

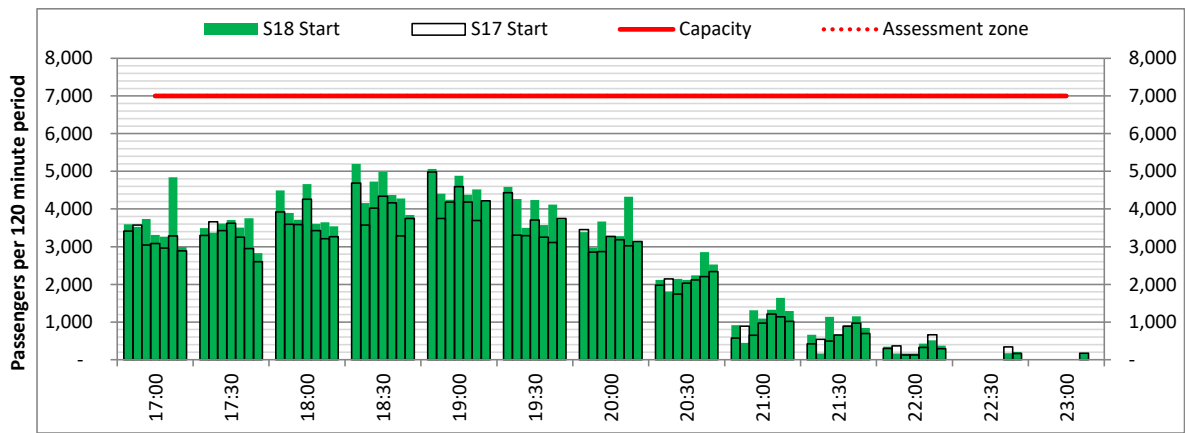
Days: 1234567



Start of count period - Time: UTC



Start of count period - Time: UTC



Start of count period - Time: UTC

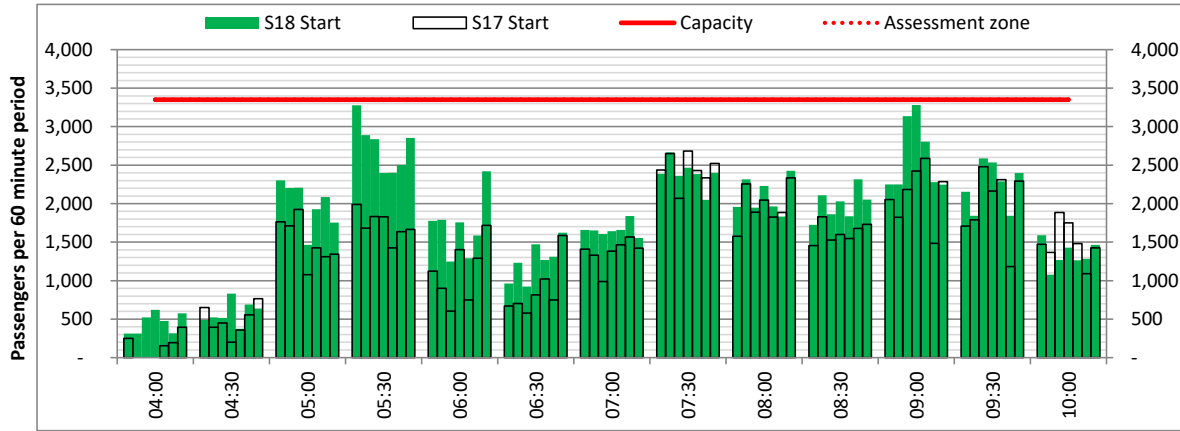
Peak Week - Passengers Histogram

ARRIVAL - 60 minute count rolling every 30 mins (T60/30)

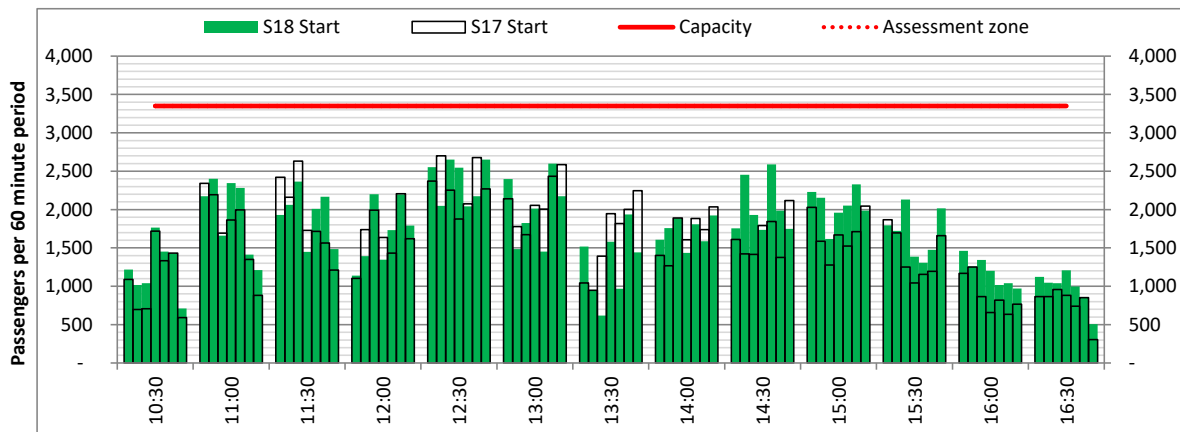


Terminals: South Terminal Int Operators: All Operators

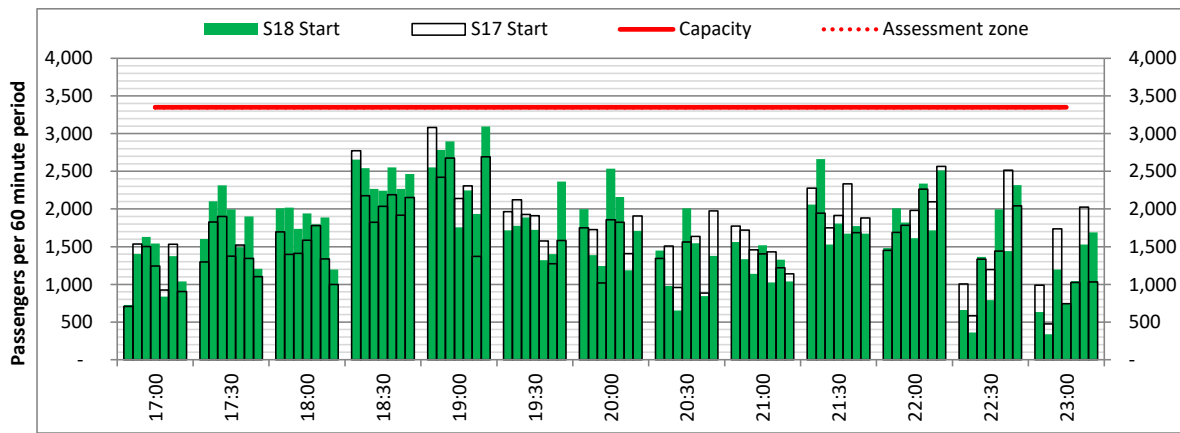
Days: 1234567



Start of count period - Time: UTC



Start of count period - Time: UTC



Start of count period - Time: UTC

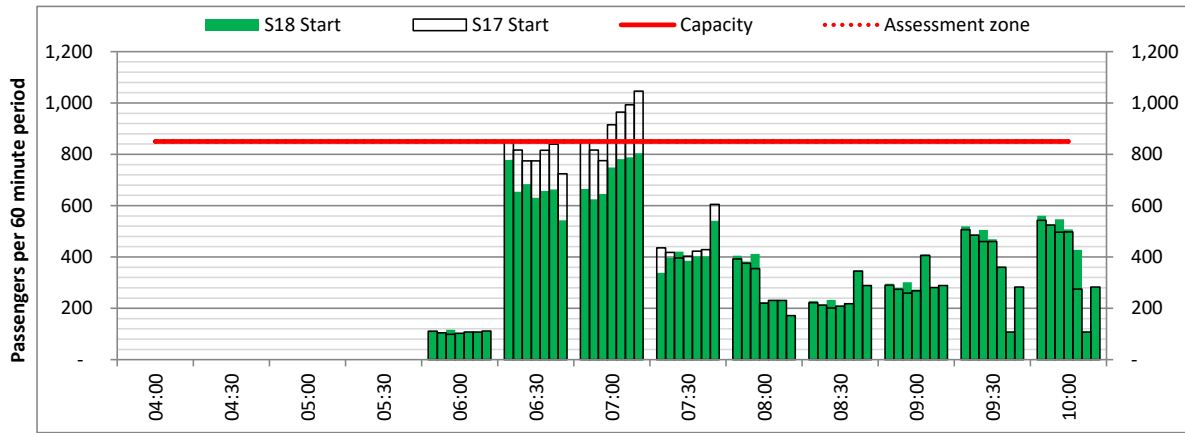
Peak Week - Passengers Histogram

ARRIVAL - 60 minute count rolling every 30 mins (T60/30)

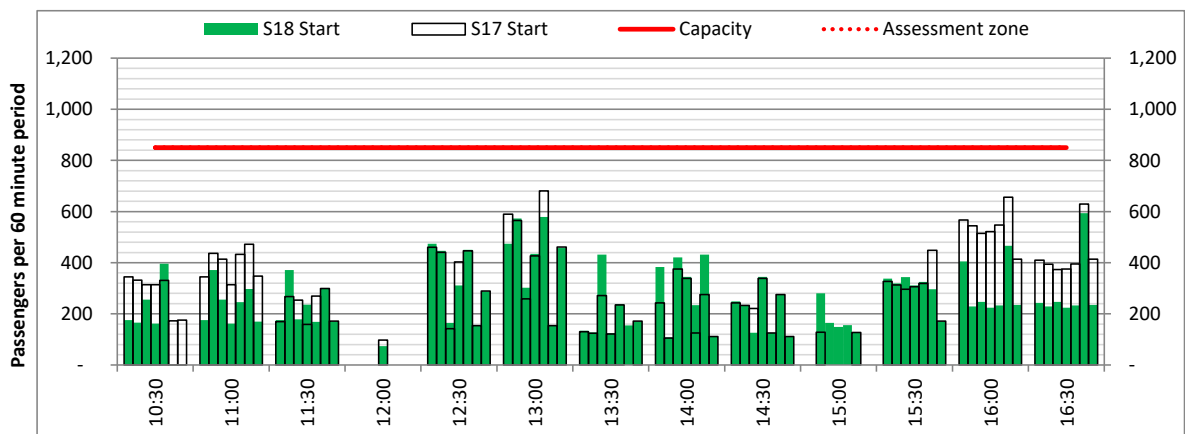


Terminals: South Terminal Dom Operators: All Operators

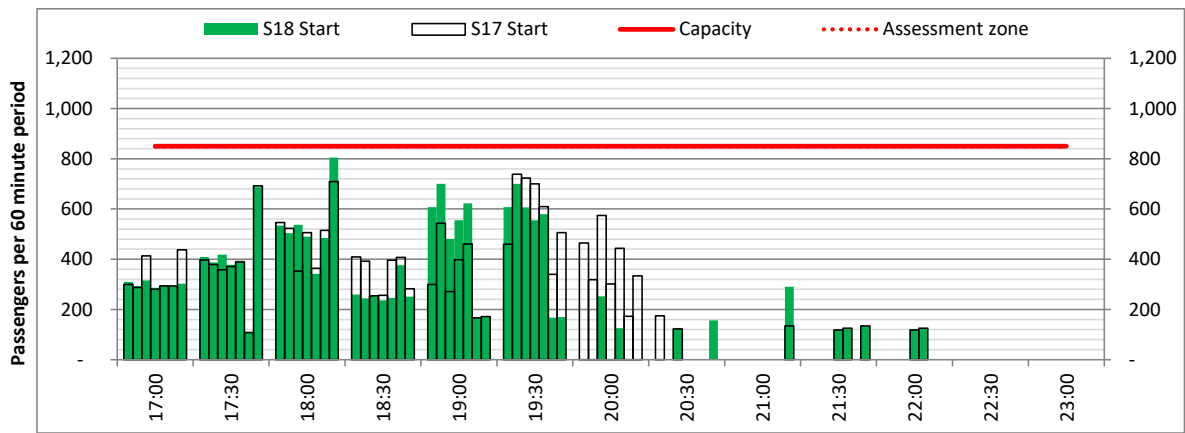
Days: 1234567



Start of count period - Time: UTC



Start of count period - Time: UTC



Start of count period - Time: UTC

Peak Week - Passengers Histogram

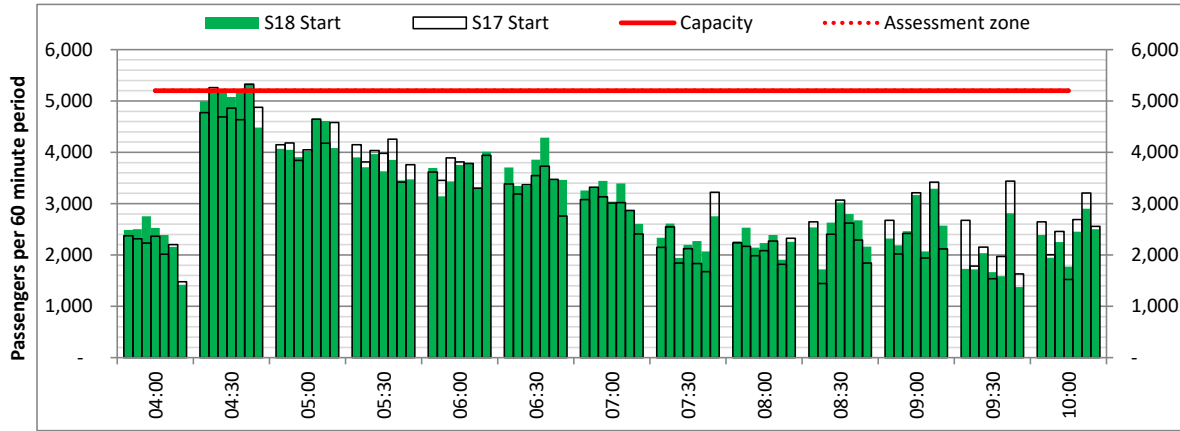
DEPARTURE - 60 minute count rolling every 30 mins (T60/30)



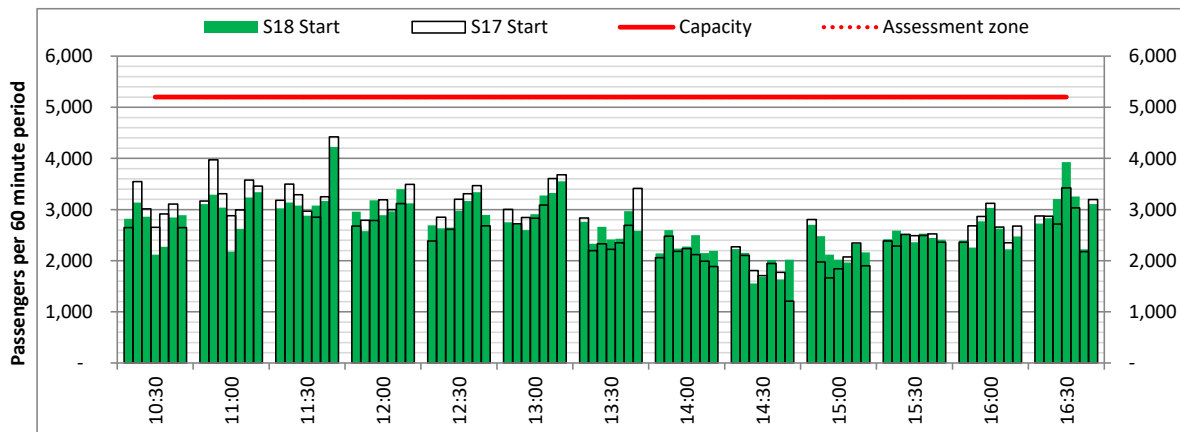
Terminals: North Terminal

Operators: All Operators

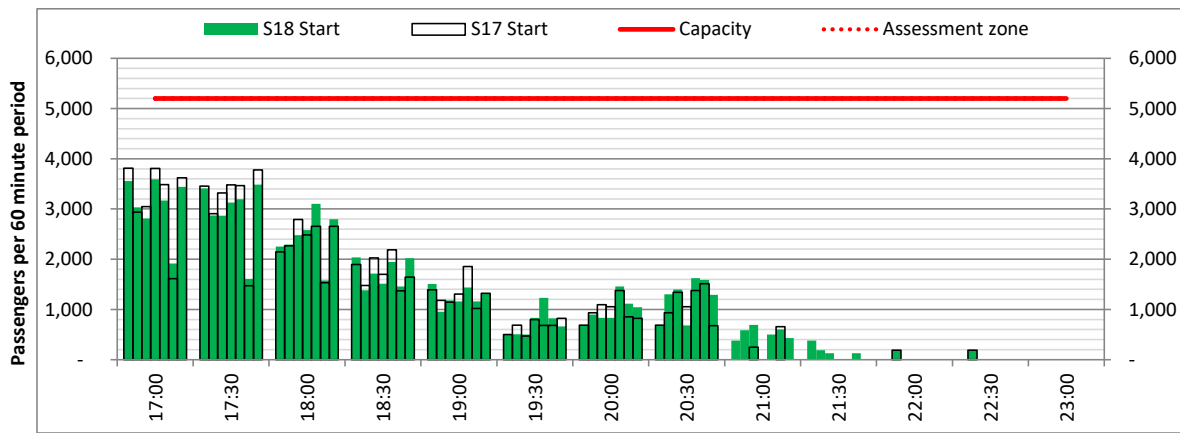
Days: 1234567



Start of count period - Time: UTC



Start of count period - Time: UTC



Start of count period - Time: UTC

Peak Week - Passengers Histogram

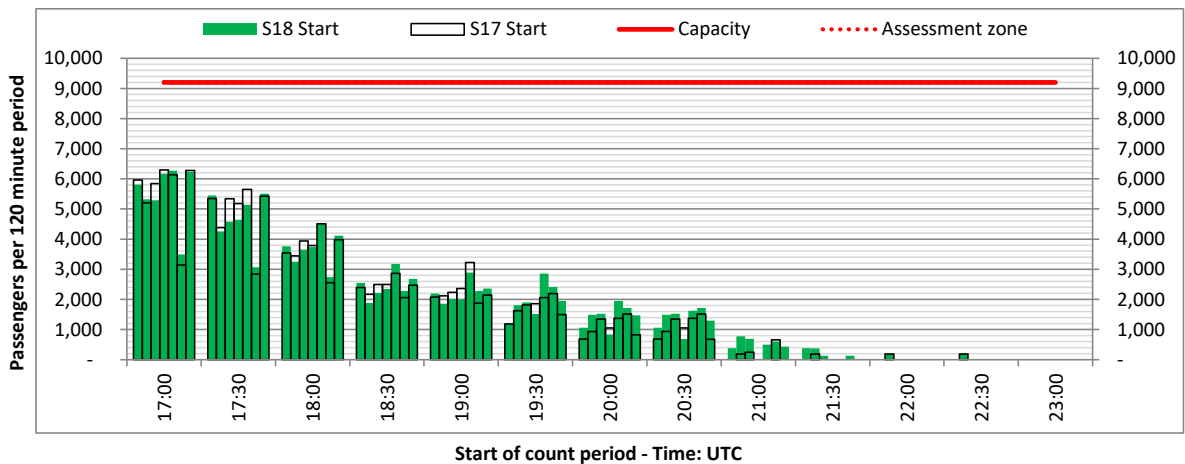
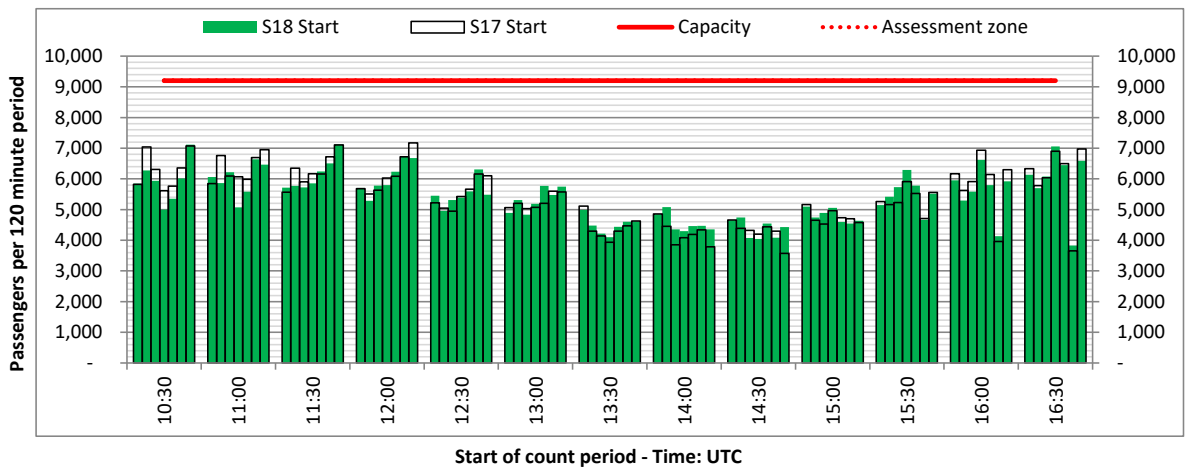
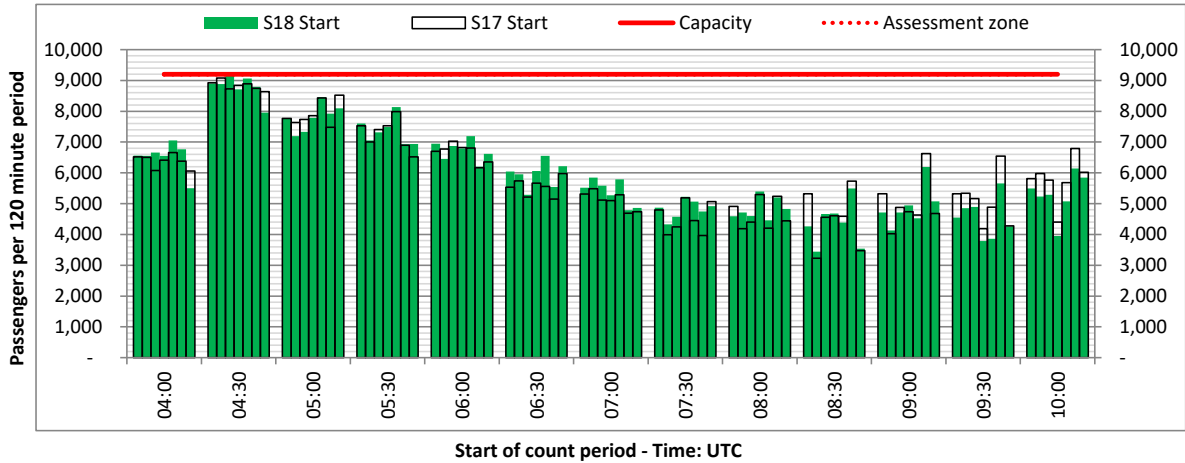
DEPARTURE - 120 minute count rolling every 30 mins (T120/30)



Terminals: North Terminal

Operators: All Operators

Days: 1234567



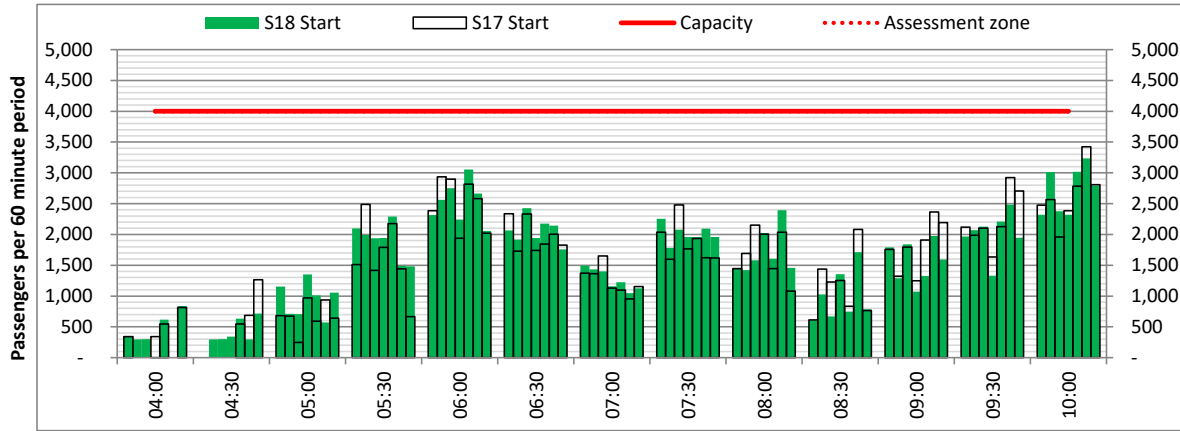
Peak Week - Passengers Histogram

ARRIVAL - 60 minute count rolling every 30 mins (T60/30)

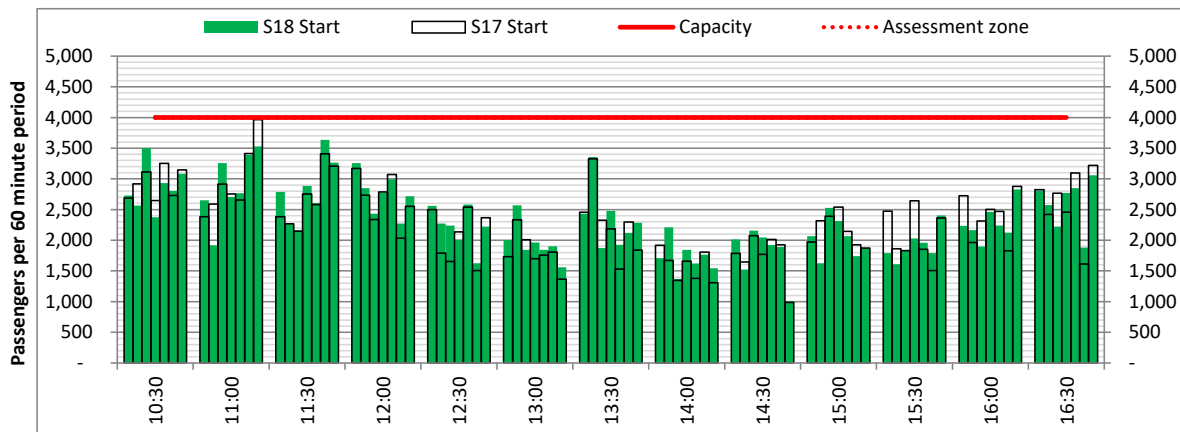


Terminals: North Terminal Int Operators: All Operators

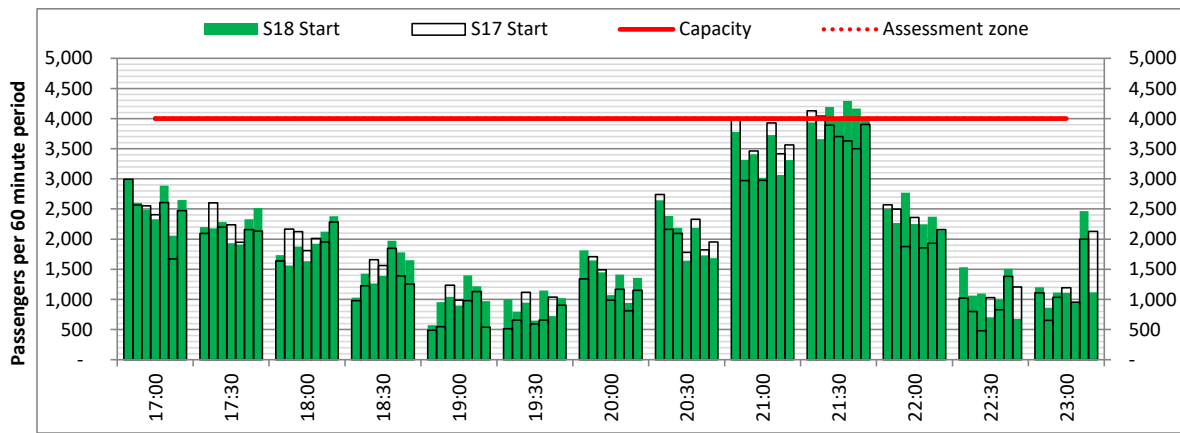
Days: 1234567



Start of count period - Time: UTC



Start of count period - Time: UTC



Start of count period - Time: UTC

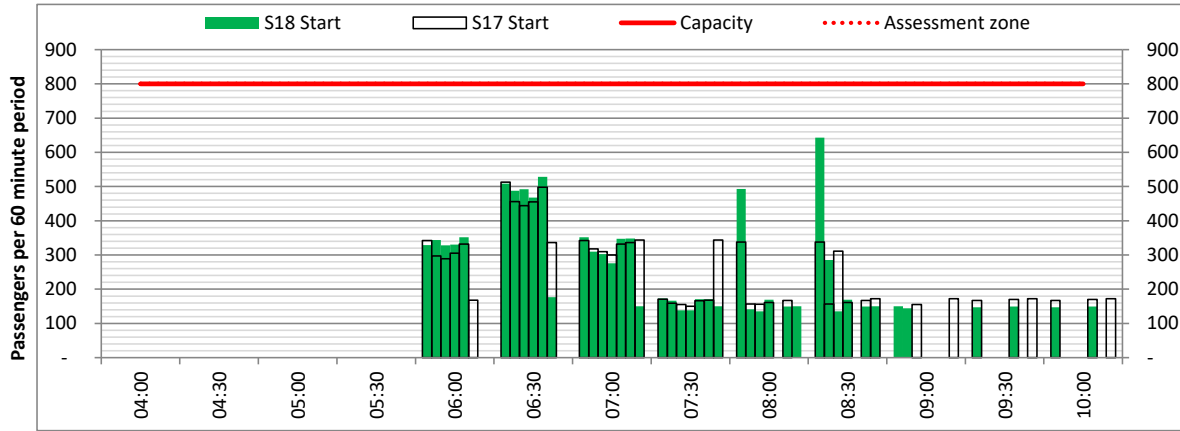
Peak Week - Passengers Histogram

ARRIVAL - 60 minute count rolling every 30 mins (T60/30)

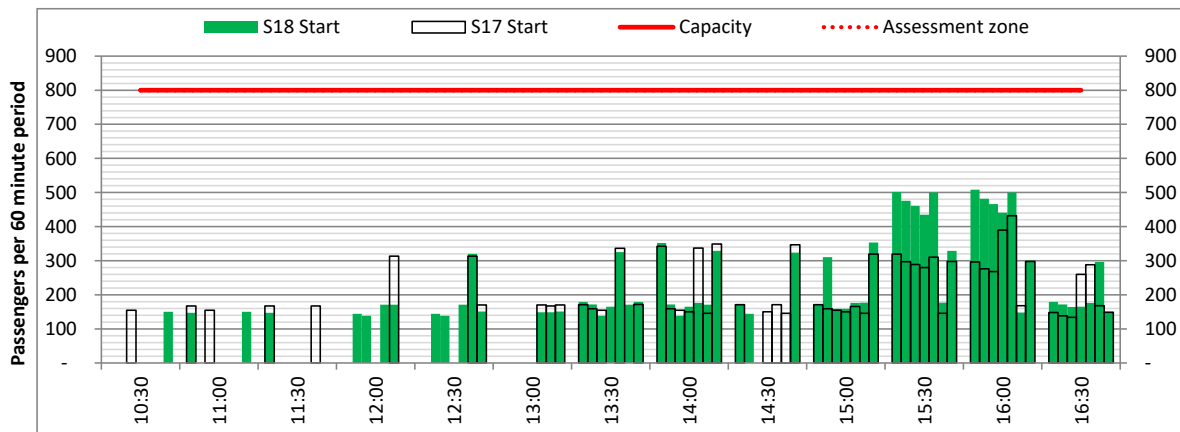


Terminals: North Terminal Dom Operators: All Operators

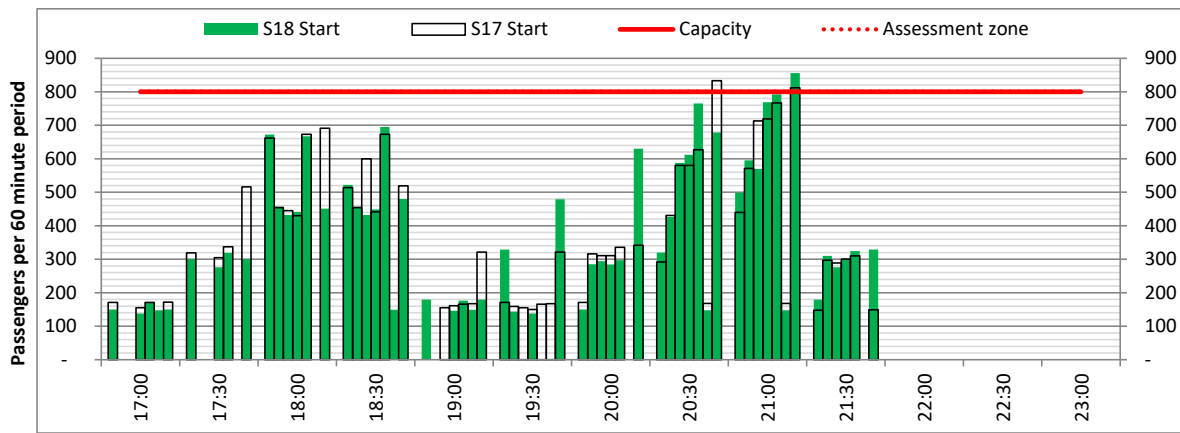
Days: 1234567



Start of count period - Time: UTC



Start of count period - Time: UTC



Start of count period - Time: UTC

Air Transport Movement (ATM)	Any aircraft movement which is either a scheduled or chartered passenger or cargo flight.
Common Travel Area (CTA)	Origin or Destination is in Republic of Ireland or the Channel Islands.
Demand	Unconstrained demand before any schedule adjustments have been made.
"Fill-in"	These are gaps in a historic series of slots which the carrier requests to "Fill-in" at Initial Submissions - Fill-ins will be recognisably part of the historic series and will have the same flight details to qualify as a "Fill-in".
Hist (SHL)	Snapshot of historic schedule rolled over from end of the previous equivalent season - as advised to airlines in the SHLs.
ICAO Size A	Aircraft with wingspan between 0.00m - 14.99m.
ICAO Size B	Aircraft with wingspan between 15.00m - 23.99m.
ICAO Size C	Aircraft with wingspan between 24.00m - 35.99m.
ICAO Size D	Aircraft with wingspan between 36.00m - 51.99m.
ICAO Size E	Aircraft with wingspan between 52.00m - 64.99m.
ICAO Size F	Aircraft with wingspan between 65.00m - 80.00m.
Init Coord	Snapshot of schedule immediately after Initial Coordination is completed - as advised to airlines in the SALs.
Passenger Air Transport Movement (PATM)	Any aircraft movement which is either a scheduled or chartered passenger flight.
Start	Snapshot of schedule shortly before the start of the scheduling season (exact date given below where used).
Time: Local	Times shown are in LOCAL time for the airport/scheduling season.
Time: UTC	Times shown are in Universal Time Constant (UTC).

Data snapshot descriptions

S17 Start	S17 schedule as cleared on Mon 13-Mar-17.
S17 End	S17 schedule as cleared on Sun 26-Mar-17.
S18 Start	S18 schedule as cleared on Fri 23-Mar-18.
Peak Week	Peak week for S17 is Mon 21-Aug-17 to Sun 27-Aug-17. Peak week for S18 is Mon 20-Aug-18 to Sun 26-Aug-18.

For ACL use

	Airport-Season-Branch-Resource	From date	To date	Time
Full Season Rep 1	LGW-S17-SOS Report-Standard	Sun 26-Mar-2017	Sat 28-Oct-2017	UTC
Full Season Rep 2	LGW-S17-Live-Standard	Sun 26-Mar-2017	Sat 28-Oct-2017	UTC
Full Season Rep 3	LGW-S18-Live-Standard	Sun 25-Mar-2018	Sat 27-Oct-2018	UTC
	Airport-Season-Branch-Resource	From date	To date	Time
Peak Week Rep 1	LGW-S17-SOS Report-Standard	Mon 21-Aug-2017	Sun 27-Aug-2017	UTC
Peak Week Rep 2	LGW-S17-Live-Standard	Mon 21-Aug-2017	Sun 27-Aug-2017	UTC
Peak Week Rep 3	LGW-S18-Live-Standard	Mon 20-Aug-2018	Sun 26-Aug-2018	UTC