

London City Airport (LCY)

Winter 2016/17 (W16)



Start of Season Report

Report Date: Fri 28-Oct-2016

Headlines

| | W16 Start | vs. W15 Start | vs. W15 End |
|---|------------------|---------------|---------------|
| Total Air Transport Movements (Passenger & Freight) | 33,256 | ▲ 1.6% | ▲ 5.4% |
| Total Passenger Air Transport Movements | 33,256 | ▲ 1.6% | ▲ 5.4% |
| Total Passenger Air Transport Movement Seats | 2,821,024 | ▲ 3.9% | ▲ 7.9% |
| Average Seats per Passenger Air Transport Movement | 84.8 | ▲ 2.2% | ▲ 2.4% |
| Percentage of allocated slots cleared as requested (OK) | 94.1% | | |

Contents

| Page | Content |
|------|--|
| 2 | Runway Scheduling Limits |
| 3 | ATM Allocation by Operator (Full season and Peak Week Comparison) |
| 4 | Significant Route Changes |
| 5 | Full Season - Aircraft Size Analysis |
| 6 | Full Season - Seasonality |
| 7 | Peak Week - Hourly Runway Allocation |
| 8 | Peak Week - Hourly Runway Allocation Comparison (W16 Start vs. W15 End) |
| 9 | Peak Week Histogram - Arrival Movements (R60/5) - All Terminals - All Operators - (06:30-09:25UTC) |
| 10 | Peak Week Histogram - Departure Movements (R60/5) - All Terminals - All Operators - (06:30-09:25UTC) |
| 11 | Peak Week Histogram - Arrival Movements (R60/5) - All Terminals - All Operators - (16:30-19:25UTC) |
| 12 | Peak Week Histogram - Departure Movements (R60/5) - All Terminals - All Operators - (16:30-19:25UTC) |
| 13 | Peak Week Histogram - Arrival Movements (R5) - All Terminals - All Operators - (06:30-09:25UTC) |
| 14 | Peak Week Histogram - Departure Movements (R5) - All Terminals - All Operators - (06:30-09:25UTC) |
| 15 | Peak Week Histogram - Arrival Movements (R5) - All Terminals - All Operators - (16:30-19:25UTC) |
| 16 | Peak Week Histogram - Departure Movements (R5) - All Terminals - All Operators - (16:30-19:25UTC) |
| 17 | Glossary |

W15 scheduling season runs from Sun 25-Oct-2015 to Sat 26-Mar-2016 (154 days).

W16 scheduling season runs from Sun 30-Oct-2016 to Sat 25-Mar-2017 (147 days).

W15 full season data is adjusted by a factor of 0.95455 in order to directly compare against W16 full season data.

Disclaimer

No warranty whether expressed or implied as to the completeness, accuracy, fitness for purpose, or satisfactory quality is given by ACL regarding the information in this report, which is provided by third parties. Accordingly, ACL excludes all liability with regard to such data.

The contents of this report may not be reproduced without the written consent of ACL.

Air Transport Movement Allocation by Operator

Comparison between W15 End vs. W16 Start



| Operator | FULL SEASON ALLOCATION | | | | | | | | PEAK WEEK ALLOCATION | | | | | | | |
|--------------------------|------------------------|---------------|--------------|----------|------------------|------------------|----------------|----------|----------------------|--------------|------------|----------|----------------|----------------|--------------|----------|
| | W15 ATMs | W16 ATMs | +/- change | W16 Rank | W15 Seats | W16 Seats | +/- change | W16 Rank | W15 ATMs | W16 ATMs | +/- change | W16 Rank | W15 Seats | W16 Seats | +/- change | W16 Rank |
| Alitalia | 1,156 | 1,414 | 258 | 6 | 115,595 | 141,400 | 25,805 | 5 | 56 | 68 | 12 | 6 | 5,600 | 6,800 | 1,200 | 5 |
| Aurigny Air Services | 428 | 442 | 14 | 10 | 23,001 | 21,216 | -1,785 | 11 | 22 | 22 | 0 | 11 | 1,200 | 1,056 | -144 | 11 |
| BA Cityflyer | 12,933 | 13,990 | 1,057 | 1 | 1,103,930 | 1,230,556 | 126,626 | 1 | 684 | 734 | 50 | 1 | 59,227 | 64,446 | 5,219 | 1 |
| Blue Islands | 636 | 454 | -182 | 9 | 30,374 | 21,792 | -8,582 | 9 | 32 | 22 | -10 | 11 | 1,528 | 1,056 | -472 | 11 |
| British Airways | 380 | 317 | -63 | 12 | 12,157 | 10,144 | -2,013 | 13 | 20 | 24 | 4 | 9 | 640 | 768 | 128 | 13 |
| Cello Aviation | 1 | - | -1 | 14 | 44 | - | -44 | 14 | - | - | 0 | 14 | - | - | 0 | 14 |
| Cityjet | 7,018 | 6,258 | -760 | 2 | 618,016 | 561,438 | -56,578 | 2 | 362 | 308 | -54 | 2 | 31,960 | 27,640 | -4,320 | 2 |
| Flybe | 3,455 | 4,435 | 981 | 3 | 269,451 | 345,930 | 76,479 | 3 | 174 | 218 | 44 | 3 | 13,572 | 17,004 | 3,432 | 3 |
| KLM Royal Dutch Airlines | - | 144 | 144 | 13 | - | 14,400 | 14,400 | 12 | - | 24 | 24 | 9 | - | 2,400 | 2,400 | 8 |
| Lufthansa | 748 | 792 | 44 | 8 | 70,346 | 78,408 | 8,062 | 7 | 40 | 40 | 0 | 8 | 3,760 | 3,960 | 200 | 7 |
| Luxair | 1,382 | 1,424 | 42 | 5 | 105,046 | 108,224 | 3,178 | 6 | 70 | 70 | 0 | 5 | 5,320 | 5,320 | 0 | 6 |
| SkyWork Airlines | 475 | 430 | -45 | 11 | 17,338 | 21,284 | 3,946 | 10 | 28 | 22 | -6 | 11 | 868 | 1,100 | 232 | 10 |
| Sun-Air | 712 | 834 | 122 | 7 | 22,787 | 26,688 | 3,901 | 8 | 42 | 42 | 0 | 7 | 1,344 | 1,344 | 0 | 9 |
| Swiss International | 2,233 | 2,322 | 89 | 4 | 226,678 | 239,544 | 12,866 | 4 | 108 | 112 | 4 | 4 | 10,956 | 11,674 | 718 | 4 |
| VLM Airlines | 1 | - | -1 | 14 | 48 | - | -48 | 14 | - | - | 0 | 14 | - | - | 0 | 14 |
| TOTAL | 31,557 | 33,256 | 1,699 | | 2,614,810 | 2,821,024 | 206,214 | | 1,638 | 1,706 | 68 | | 135,975 | 144,568 | 8,593 | |

Operators with 0 'ATMs' in both W15 End & W16 Start schedules are included in the table due to appearing in the W15 Start schedule (either with/without allocated slots).

Significant Route Changes

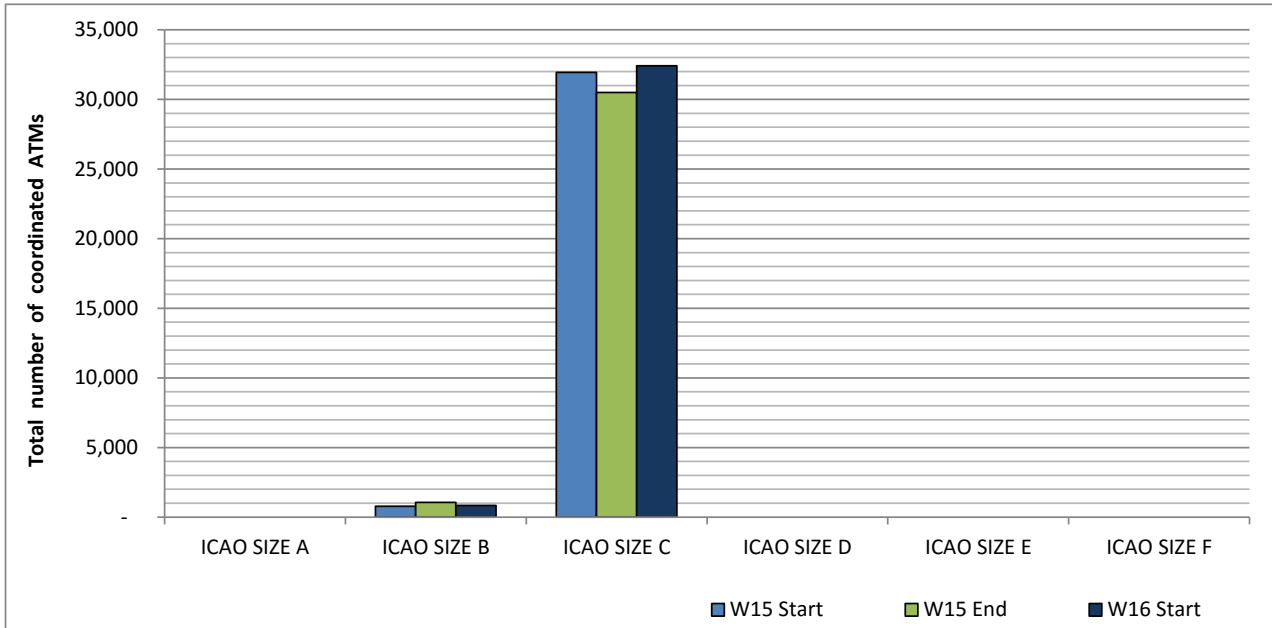


| Operator | Category | Description of change from W15 schedule to W16 schedule |
|--------------------------|------------------|---|
| Alitalia | CHANGE | Increase frequency on Milan-LIN from 22x p.w. to 28x p.w. (LCY nightstop). |
| BA Cityflyer | NEW | Plan to continue their 16x p.w. scheduled service to Berlin-TXL (cont'd from S16). |
| BA Cityflyer | NEW | Plan to continue their 17x p.w. scheduled service to Hamburg-HAM (cont'd from S16). |
| BA Cityflyer | CHANGE | Increase frequency on Dusseldorf-DUS from 17x to 22x p.w. |
| BA Cityflyer | CHANGE | Increase frequency on Malaga-AGP from 5x to 6x p.w. |
| BA Cityflyer | CHANGE | Reduce frequency on Edinburgh-EDI from 65x to 58x p.w. |
| BA Cityflyer | CHANGE | Reduce frequency on Glasgow-GLA from 41x to 37x p.w. |
| BA Cityflyer | CHANGE | Reduce frequency on Madrid-MAD from 16x to 12x p.w. |
| Blue Islands | CHANGE | Reduce frequency on Jersey-JER from 16x to 11x p.w. (cont'd from S16). |
| British Airways | NEW | Plan to introduce a new 6x p.w. Airbus A318 service to an as of yet unspecified destination (ZZF). The A318 aircraft will nightstop at LCY. |
| British Airways | CHANGE | Reduce frequency on New York-JFK from 11x p.w. to 6x p.w. |
| Cityjet | CHANGE | Reduce frequency on Amsterdam-AMS from 52x to 46x p.w. |
| Cityjet | CHANGE | Reduce frequency on Florence-FLR from 7x to 5x p.w. |
| Cityjet | CHANGE | Reduce frequency on Rotterdam-RTM from 20x to 19x p.w. |
| Cityjet | CANCELLED | Cancel their 16x p.w. Cork-ORK scheduled service (cont'd from S16). |
| Flybe | NEW | Plan to continue their 6x p.w. scheduled service to Paris-CDG (cont'd from S16). |
| Flybe | NEW | Plan to introduce a 12x p.w. scheduled service to Cardiff-CWL. |
| Flybe | NEW | Plan to introduce a 17x p.w. scheduled service to Dusseldorf-DUS. |
| Flybe | CHANGE | Reduce frequency from 12x to 6x p.w. on Exeter-EXT (cont'd from S16). |
| Flybe | CHANGE | Reduce frequency to 30x p.w. on Edinburgh-EDI. |
| KLM Royal Dutch Airlines | NEW | Plan to introduce a 12x p.w. scheduled service to Amsterdam-AMS. |
| SkyWork Airlines | CHANGE | Reduce frequency on Basle-BSL/Berne-BRN from 14x to 11x p.w. |
| Sun-Air | NEW | Plan to introduce a 10x p.w. scheduled service to Bremen-BRE. |
| Sun-Air | CANCELLED | Cancel their 10x p.w. HAM service - slots swapped to BA Cityflyer (cont'd from S16). |
| Swiss International | CHANGE | Increase frequency on Geneva-GVA from 18x to 19x p.w. |
| Swiss International | CHANGE | Increase frequency on Zurich-ZRH from 36x to 37x p.w. |

Full Season - Aircraft Size Analysis

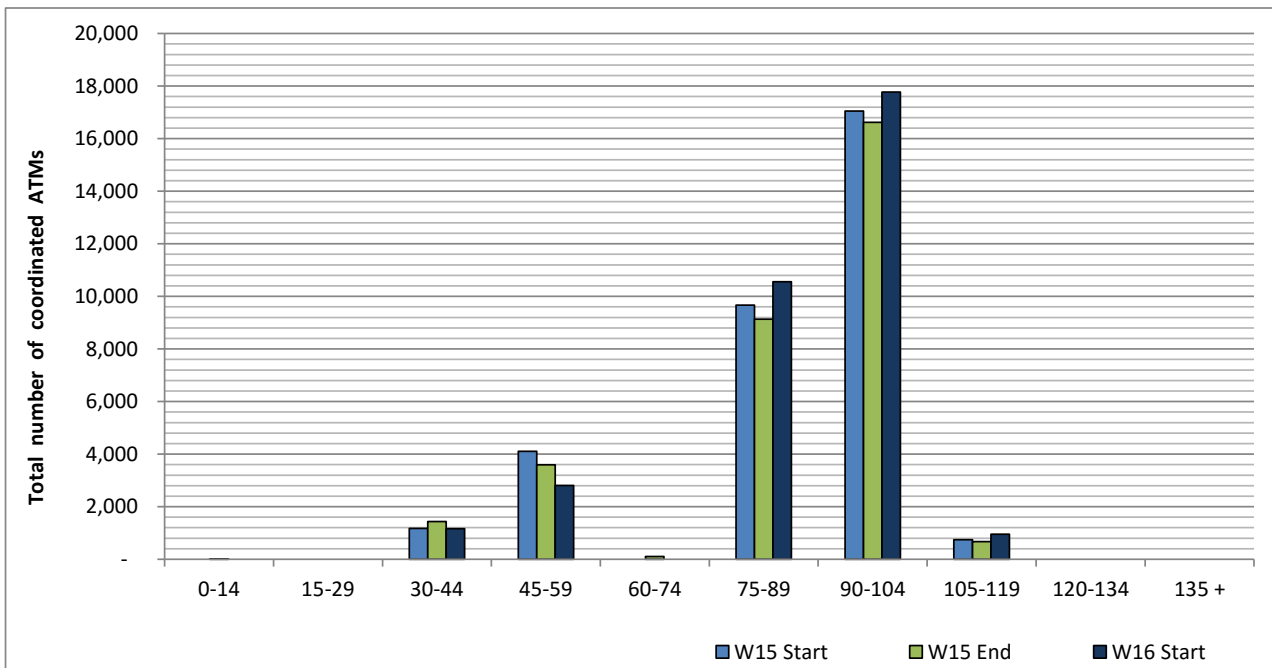


ICAO size designation



Note: See Glossary for definitions of ICAO SIZE groupings

Air Transport Movement seat distribution

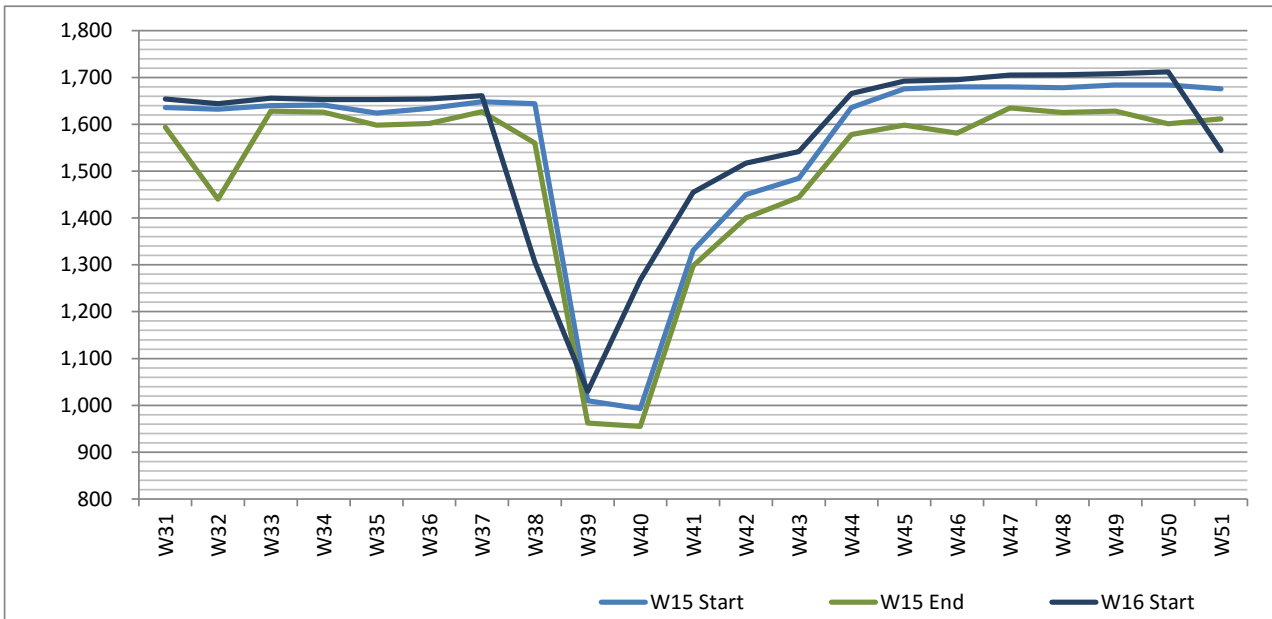


Note: FREIGHT-ONLY services with 0 seats are included in the first seat band '0-14'

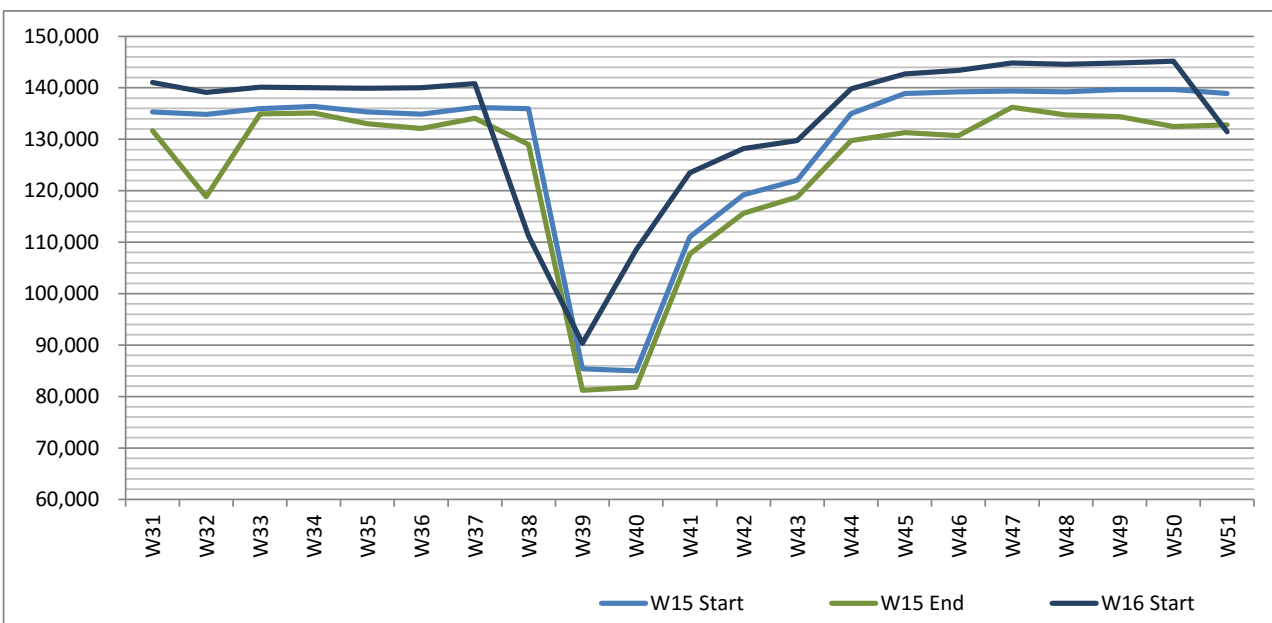
Full Season - Seasonality



Air Transport Movements by week of season



Air Transport Movement Seats by week of season



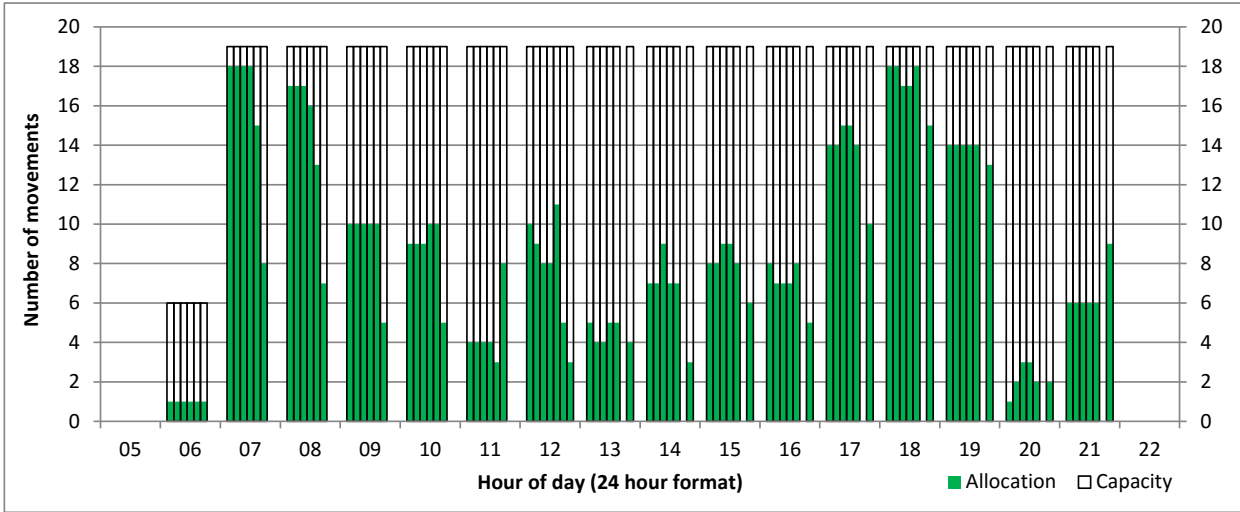
Peak Week - Hourly Runway Allocation

Schedule: W16 Start



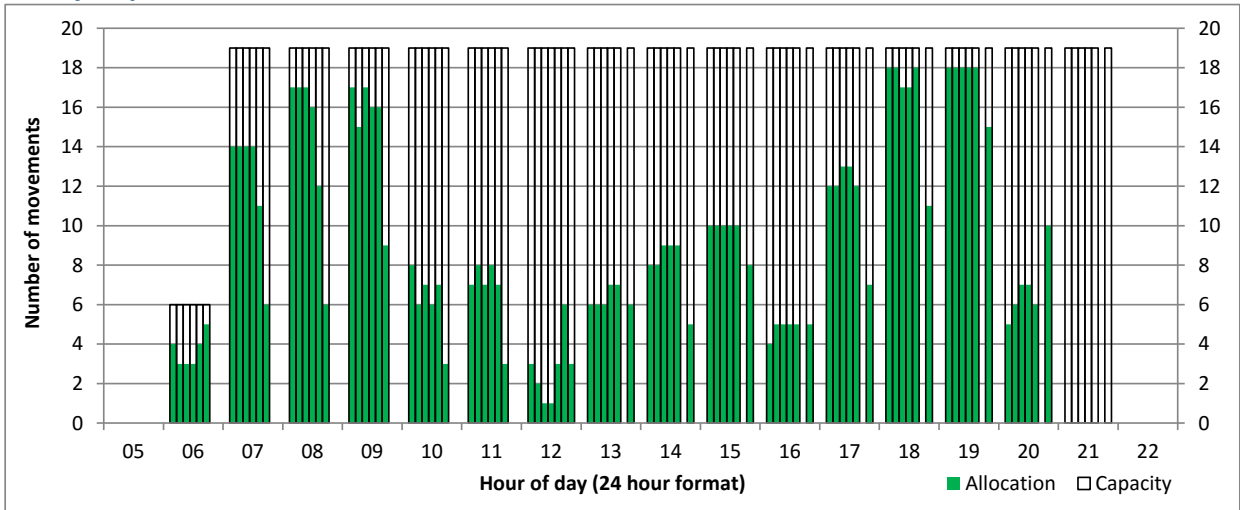
Hourly Arrival Allocation

Time: UTC



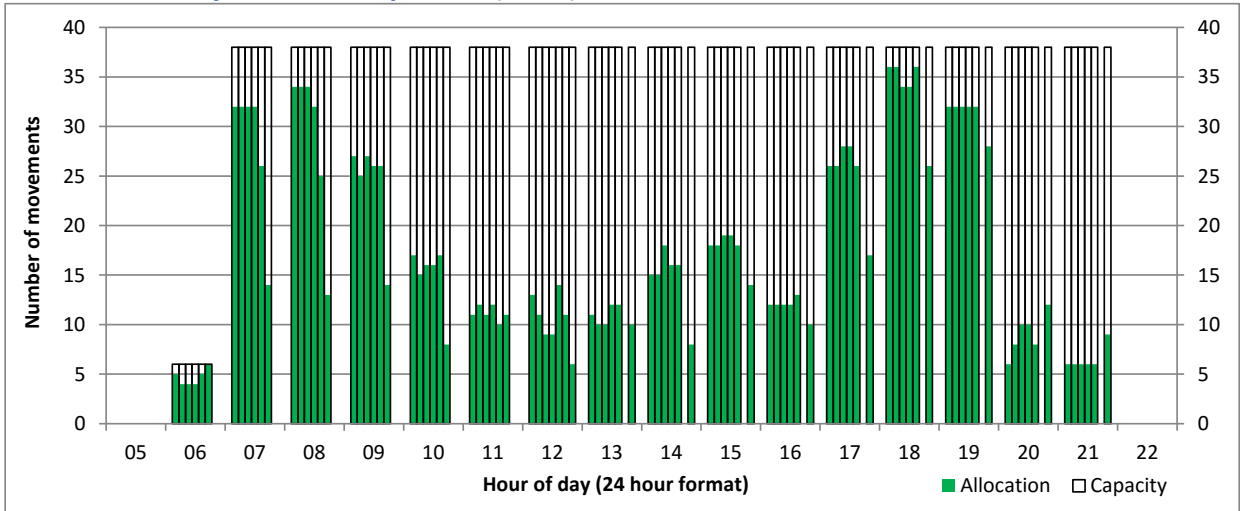
Hourly Departure Allocation

Time: UTC



Combined Hourly Arrival & Departure (Total) Allocation

Time: UTC



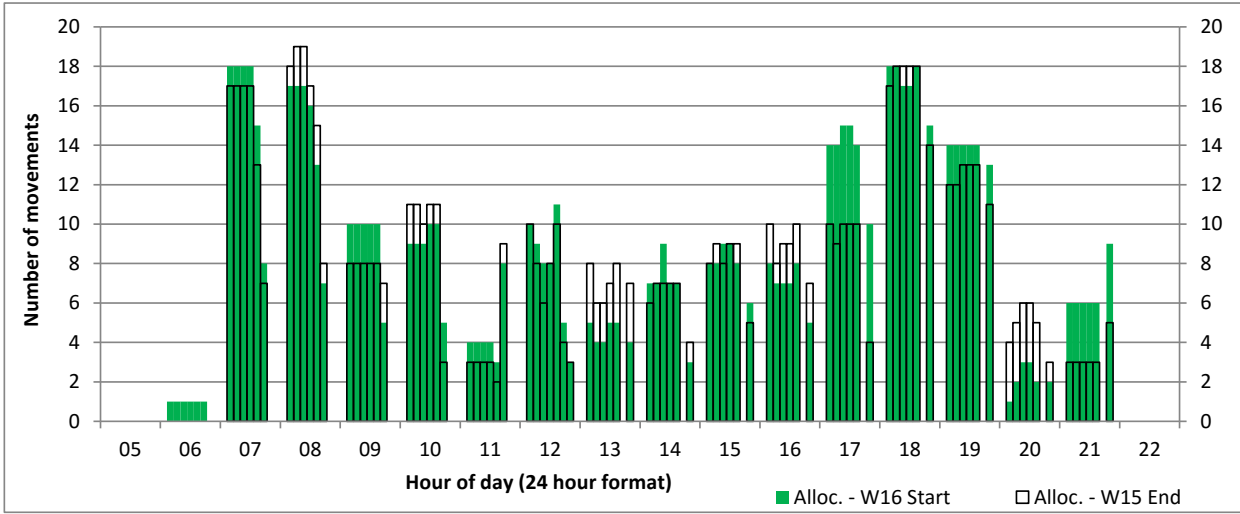
Peak Week - Runway Allocation Comparison

Comparison of W16 Start vs. W15 End



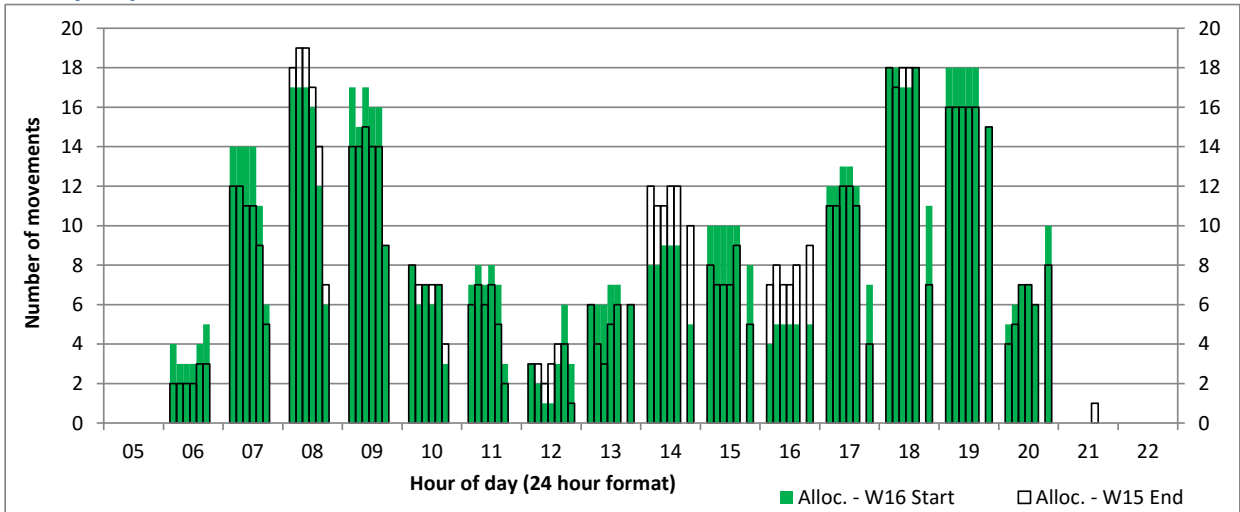
Hourly Arrival Allocation

Time: UTC



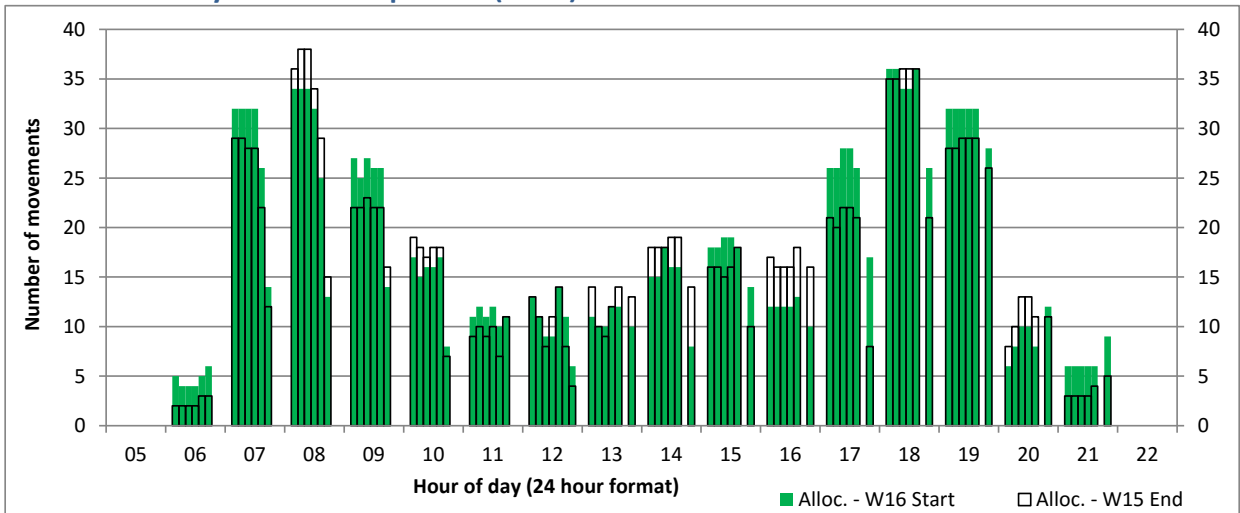
Hourly Departure Allocation

Time: UTC



Combined Hourly Arrival & Departure (Total) Allocation

Time: UTC



Peak Week - Movements Histogram

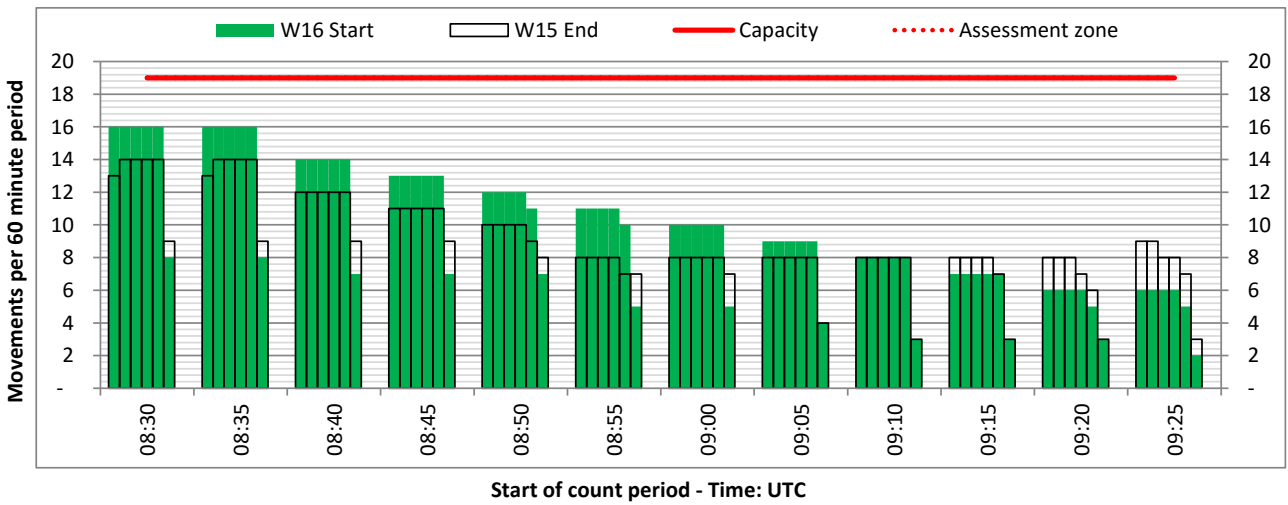
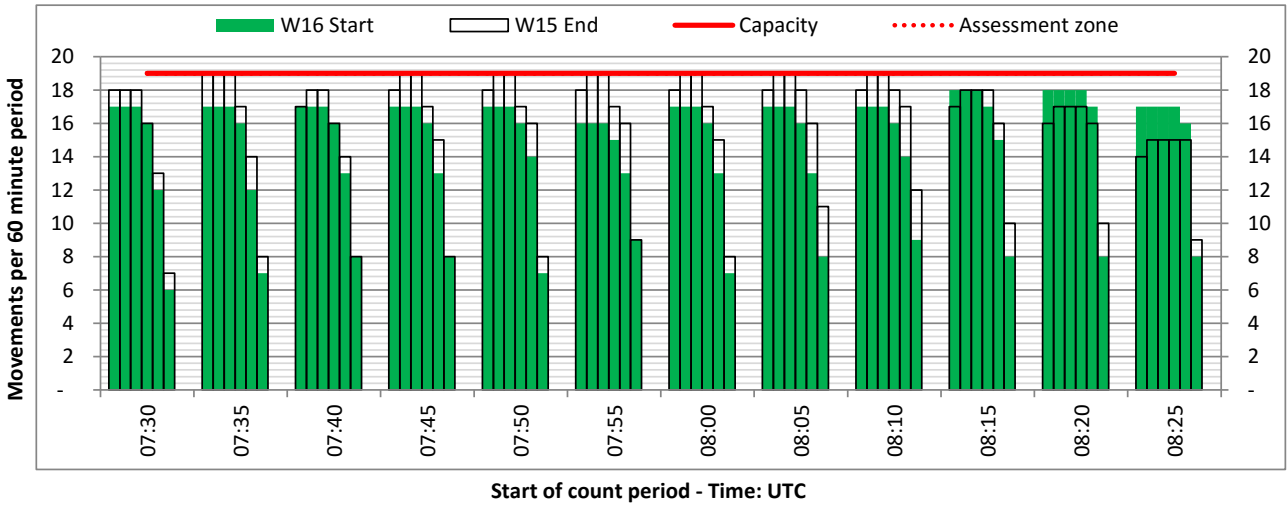
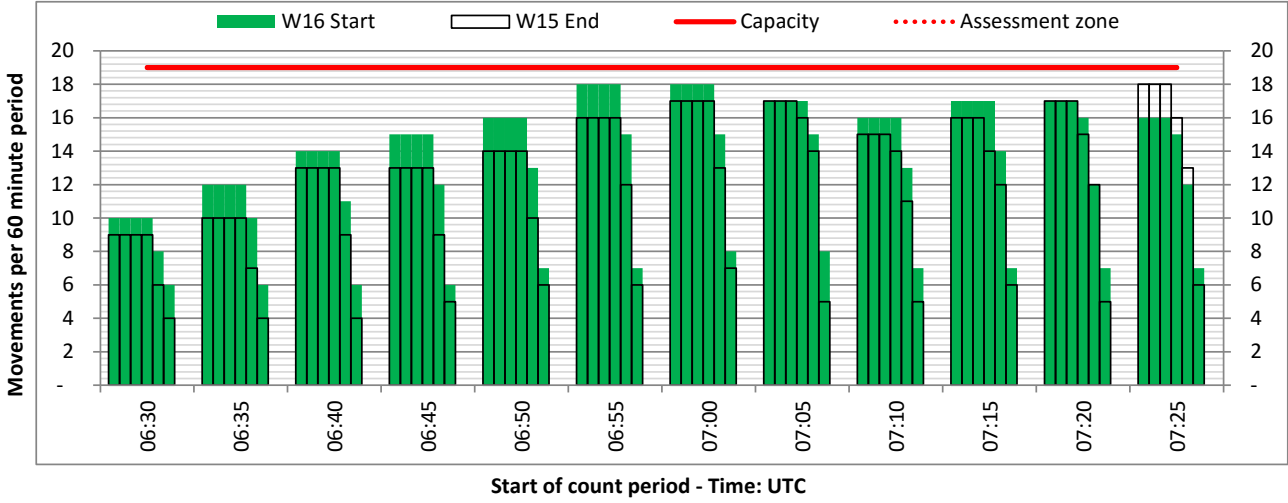
ARRIVAL - 60 minute count rolling every 5 mins (R60/5)



Terminals: All Terminals

Operators: All Operators

Days: 1234567



Peak Week - Movements Histogram

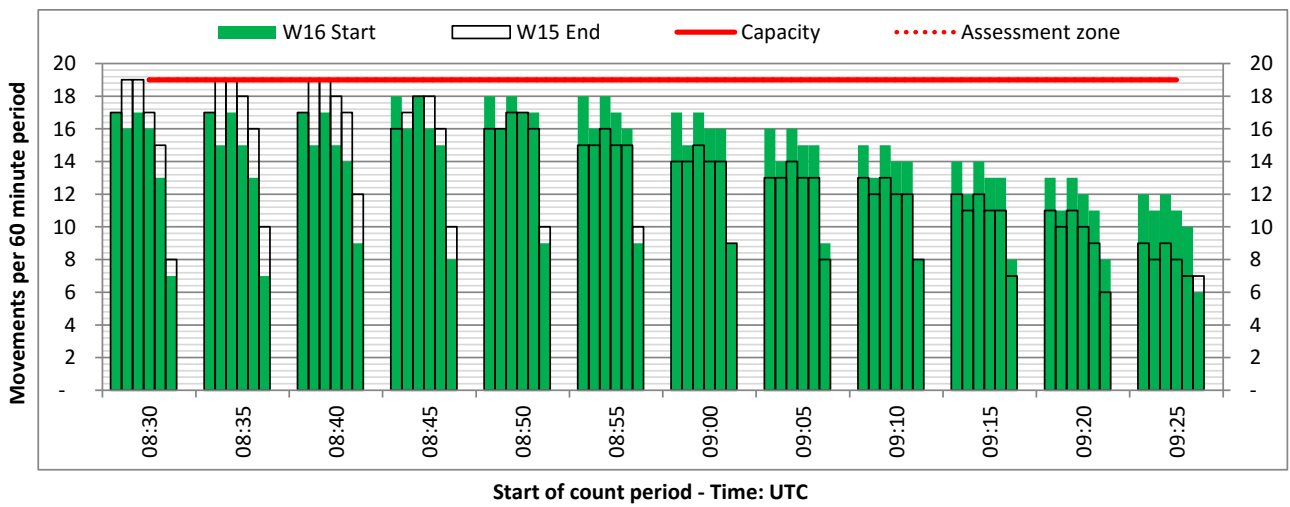
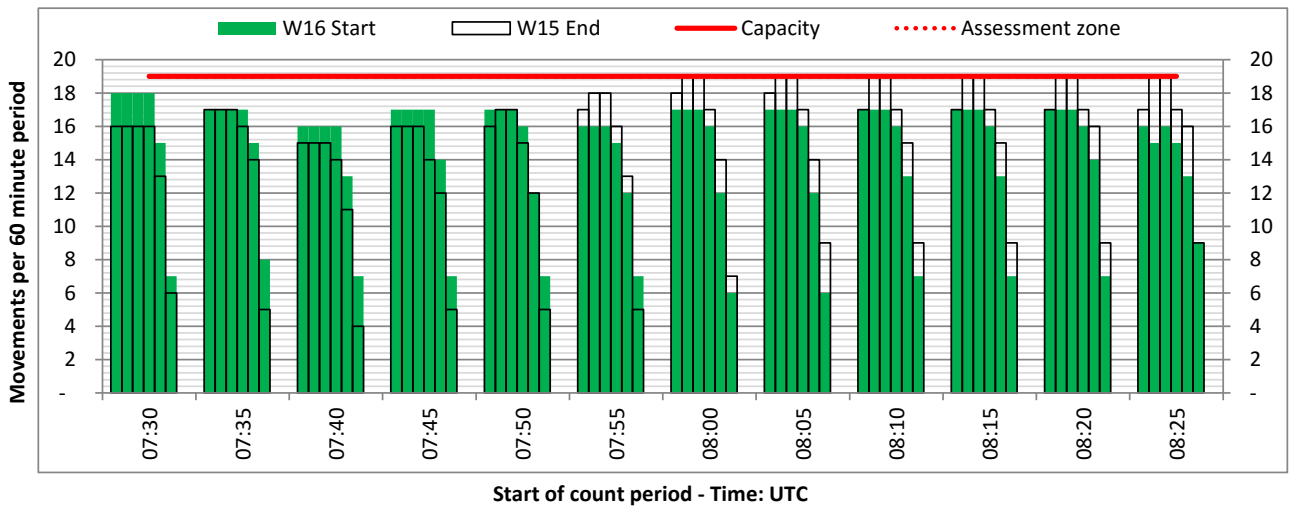
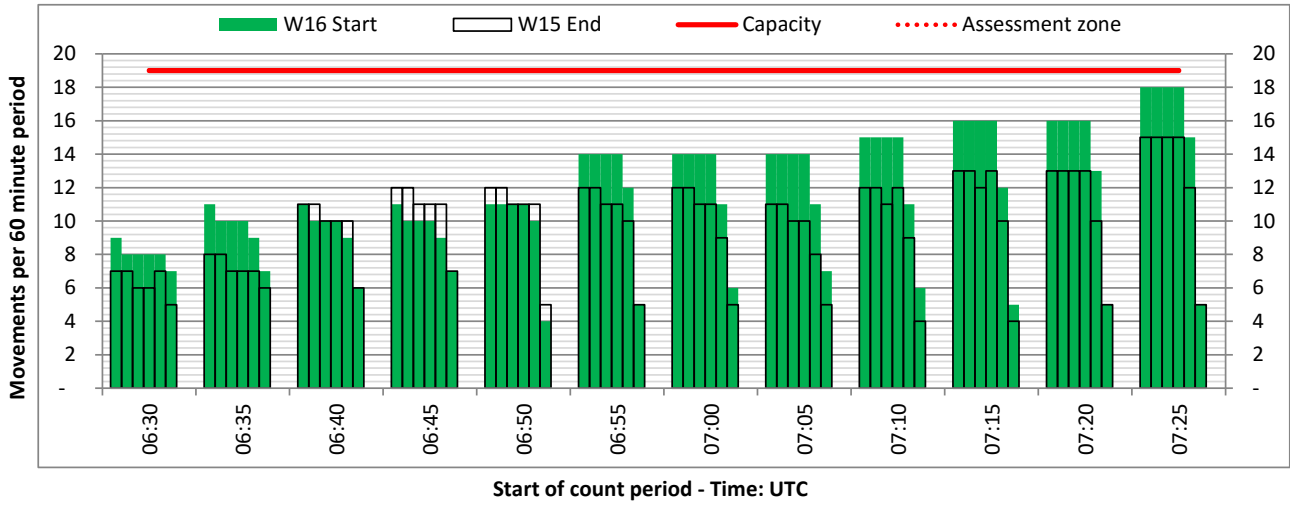
DEPARTURE - 60 minute count rolling every 5 mins (R60/5)



Terminals: All Terminals

Operators: All Operators

Days: 1234567



Peak Week - Movements Histogram

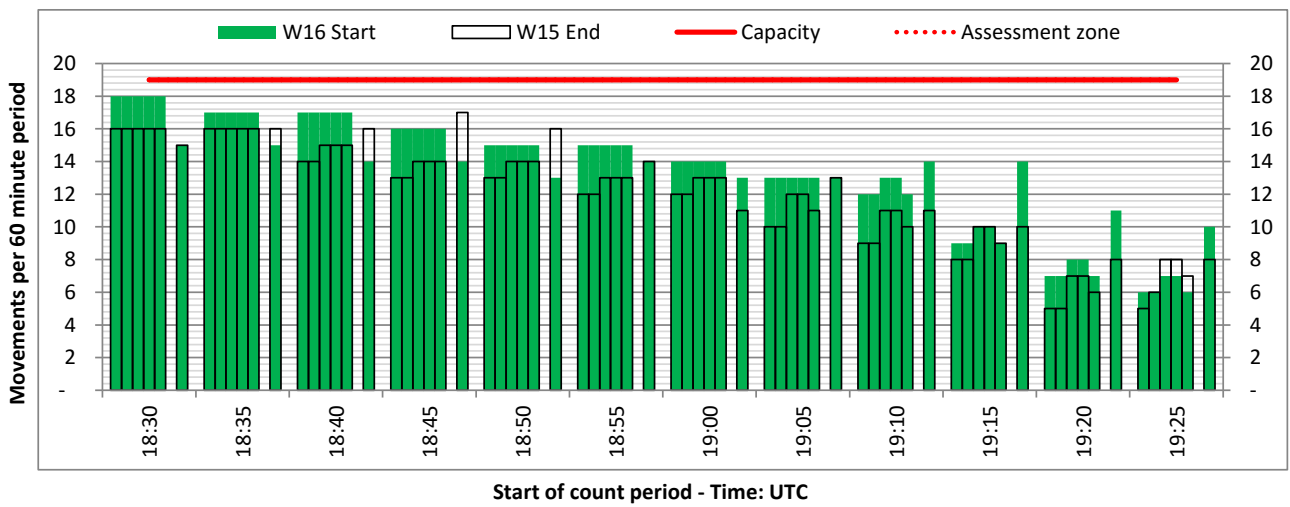
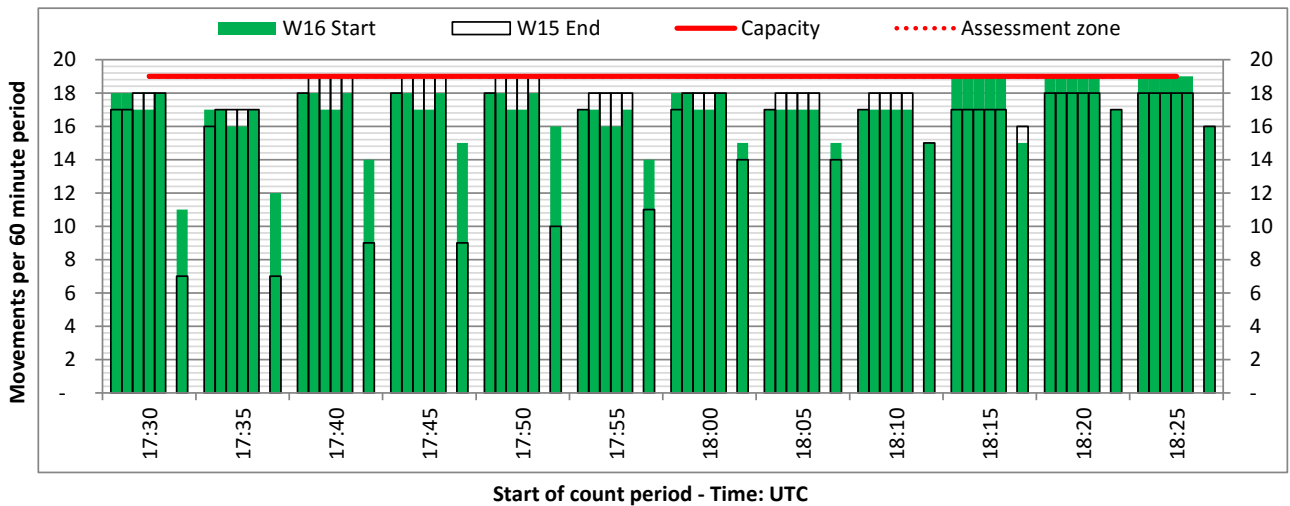
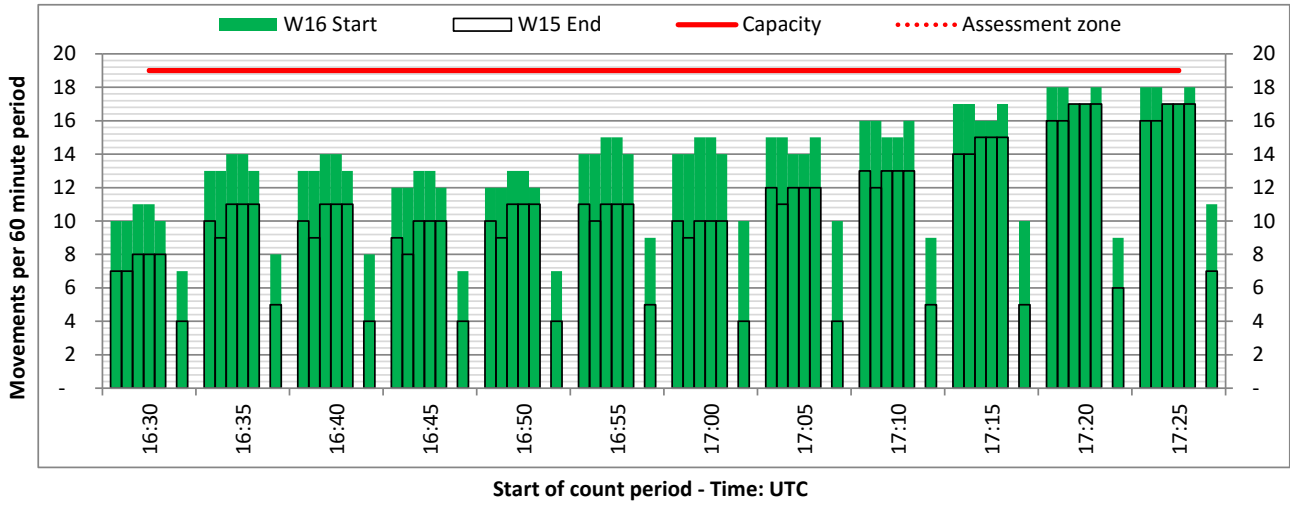
ARRIVAL - 60 minute count rolling every 5 mins (R60/5)



Terminals: All Terminals

Operators: All Operators

Days: 1234567



Peak Week - Movements Histogram

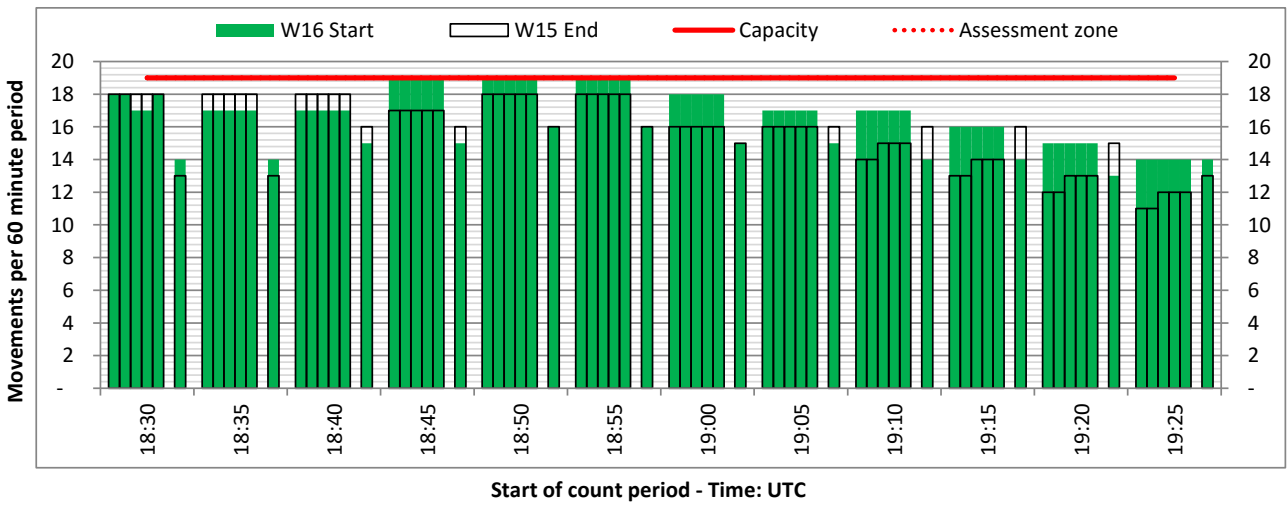
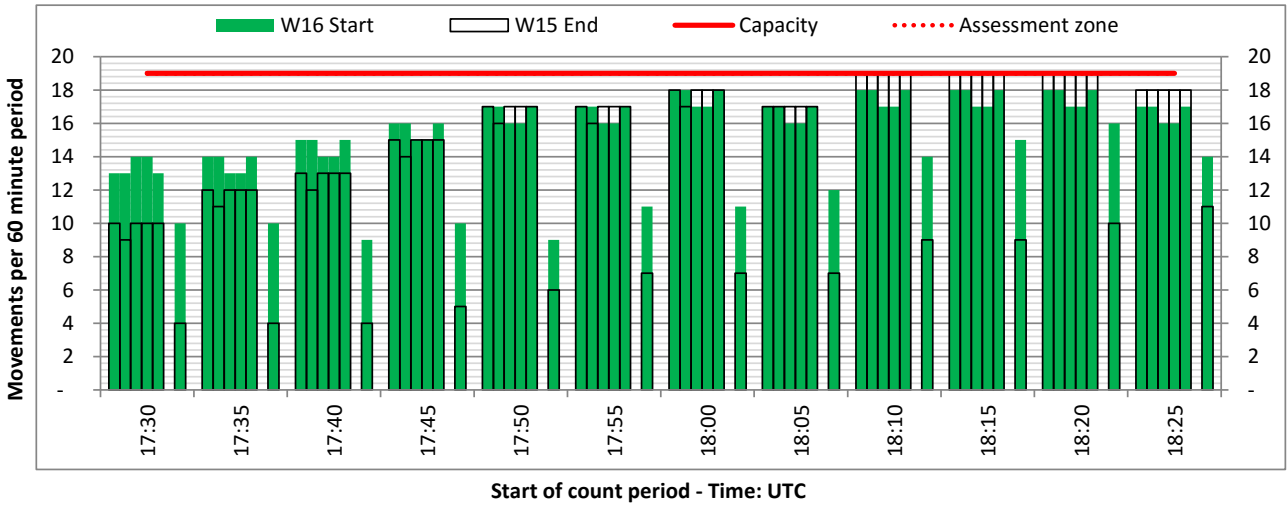
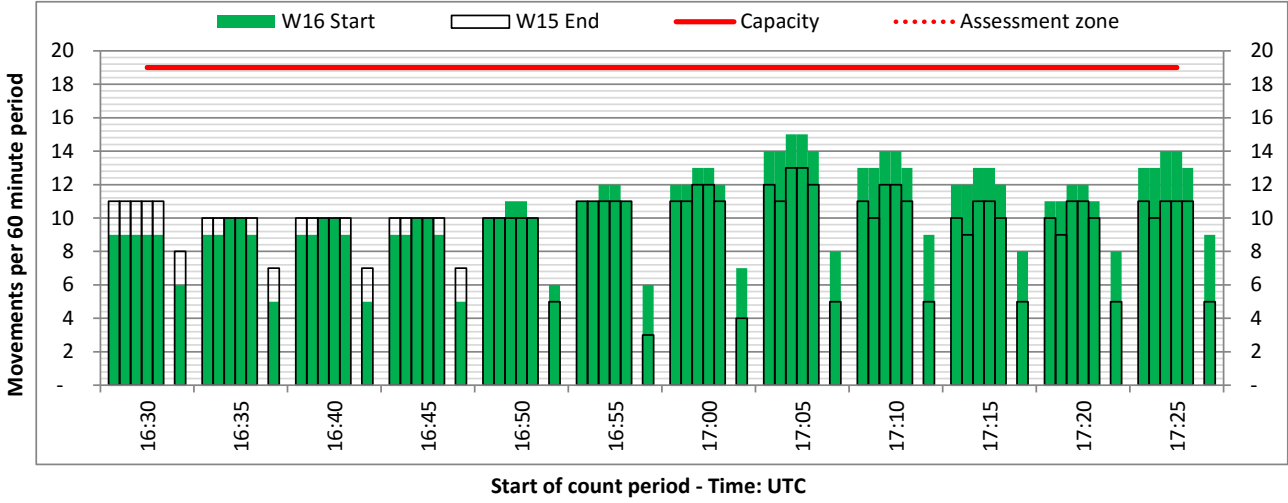
DEPARTURE - 60 minute count rolling every 5 mins (R60/5)



Terminals: All Terminals

Operators: All Operators

Days: 1234567



Peak Week - Movements Histogram

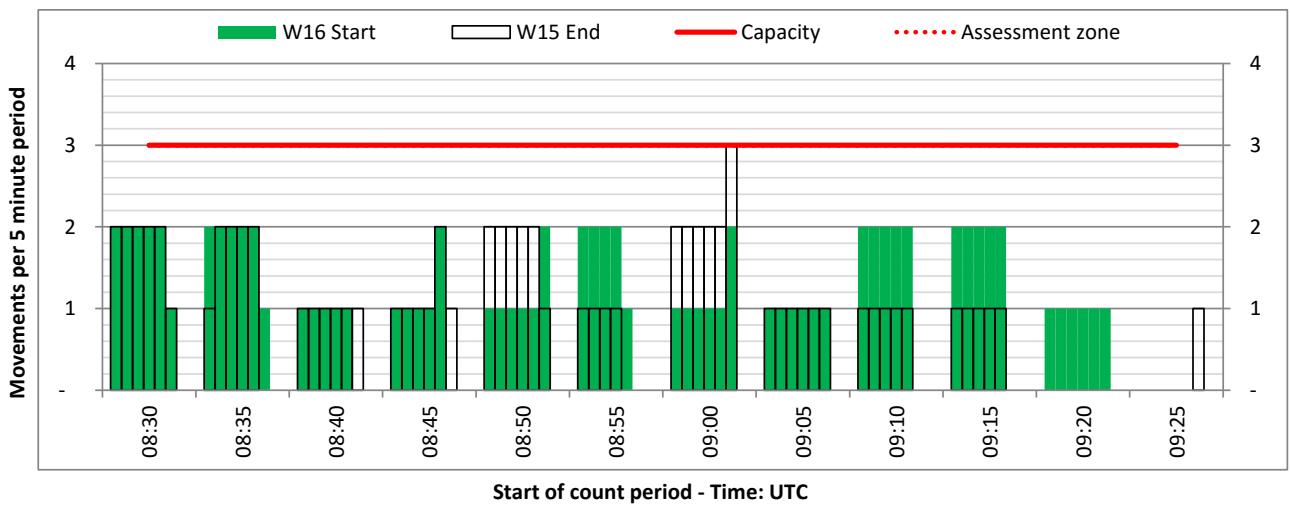
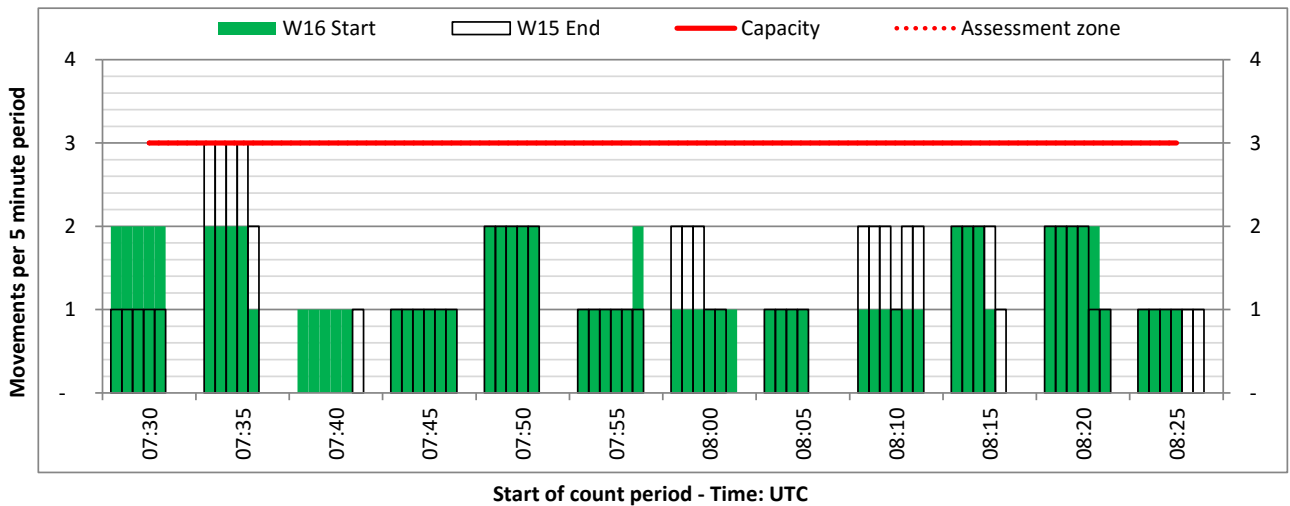
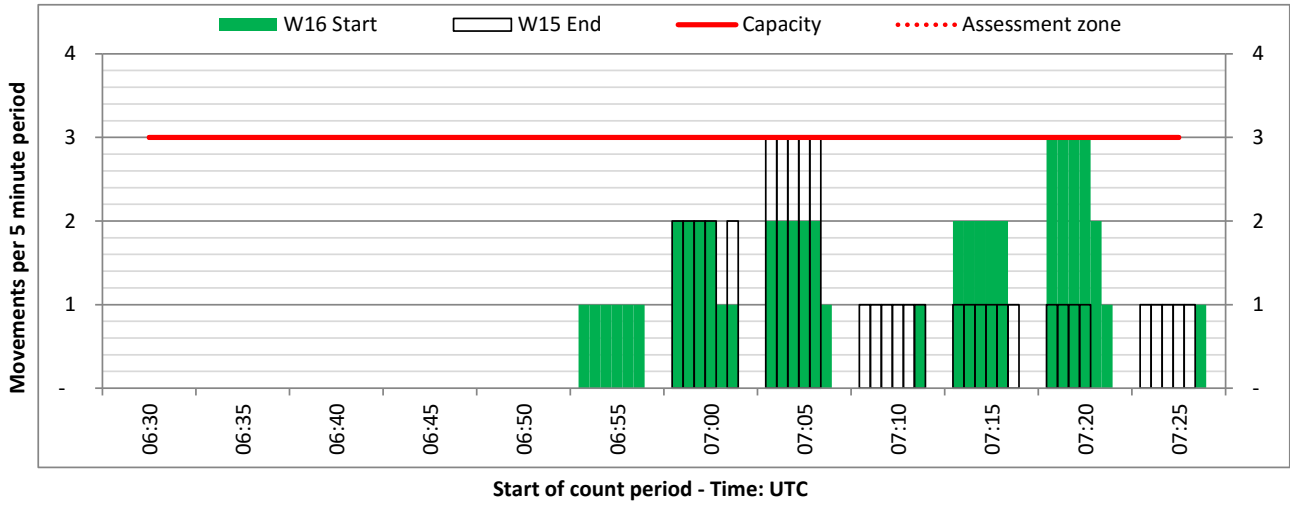
ARRIVAL - 5 minute count rolling every 5 mins (R5)



Terminals: All Terminals

Operators: All Operators

Days: 1234567



Peak Week - Movements Histogram

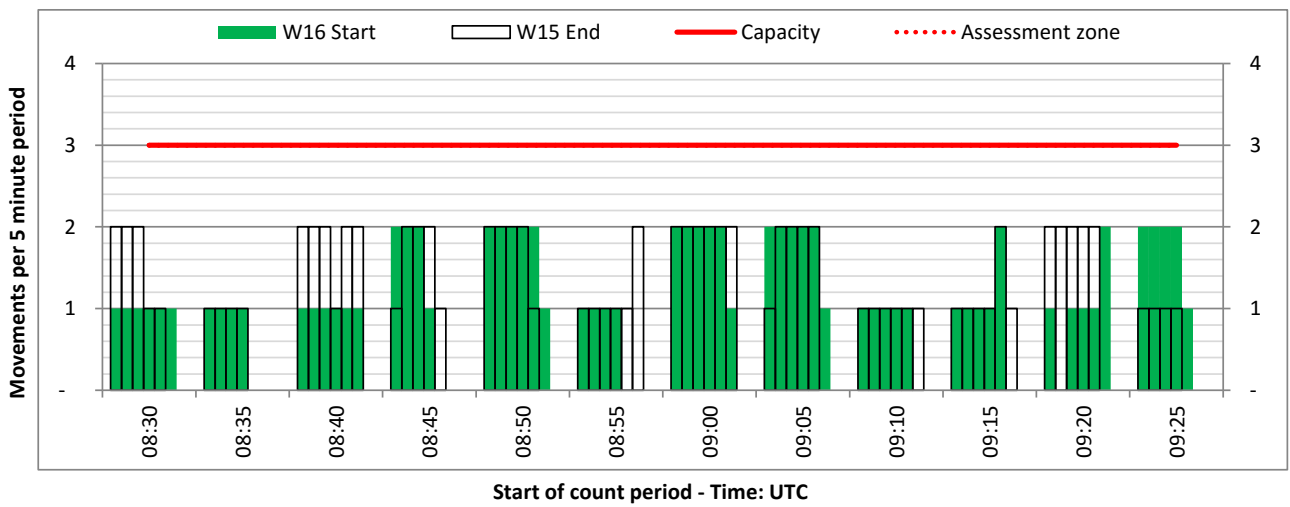
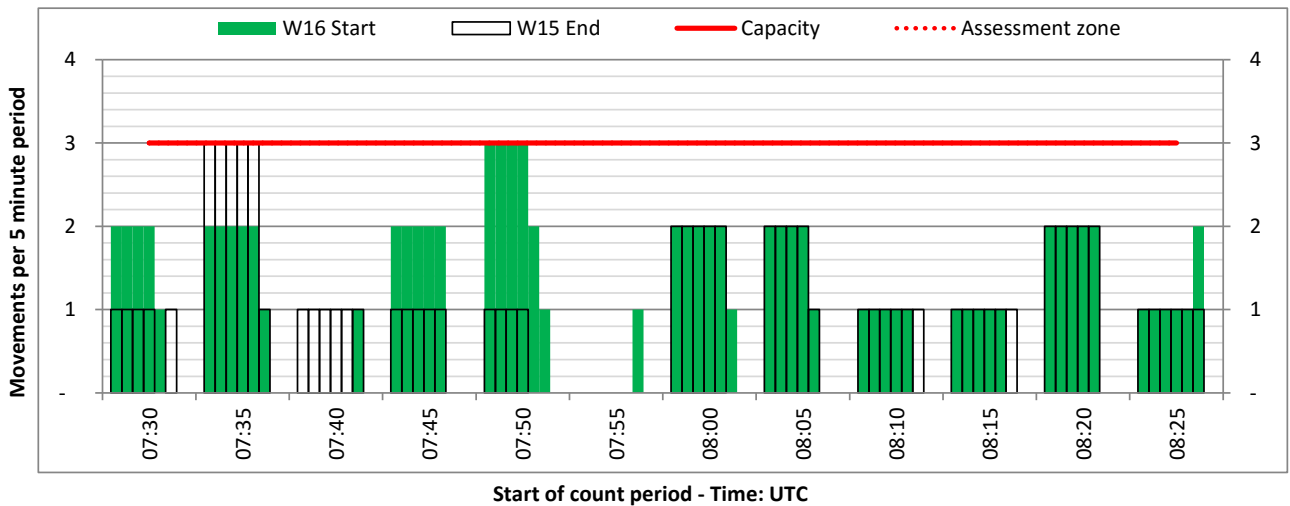
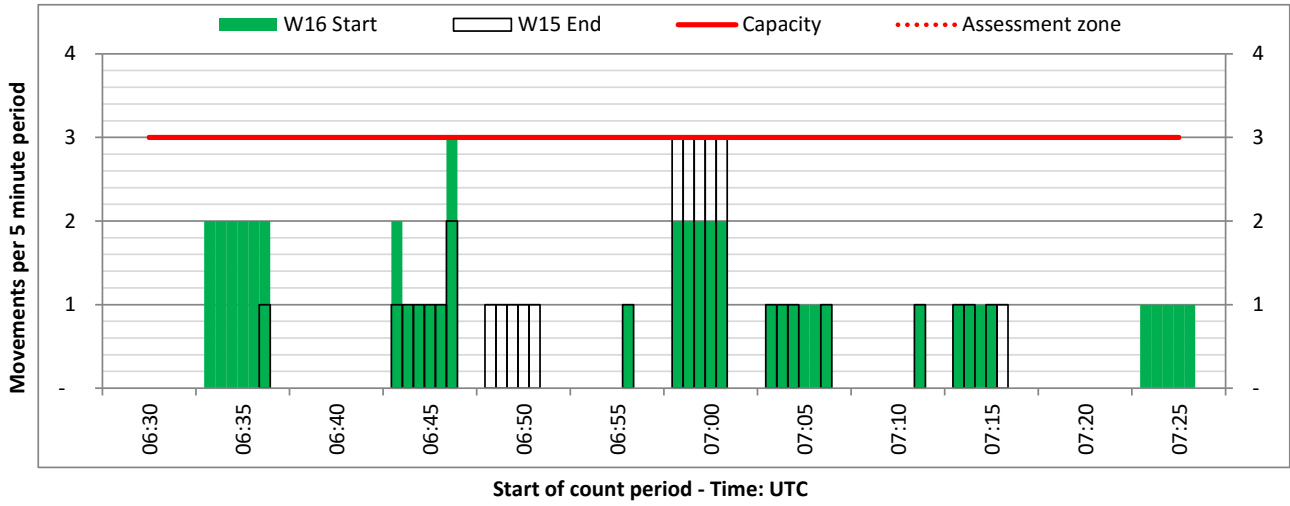
DEPARTURE - 5 minute count rolling every 5 mins (R5)



Terminals: All Terminals

Operators: All Operators

Days: 1234567



Peak Week - Movements Histogram

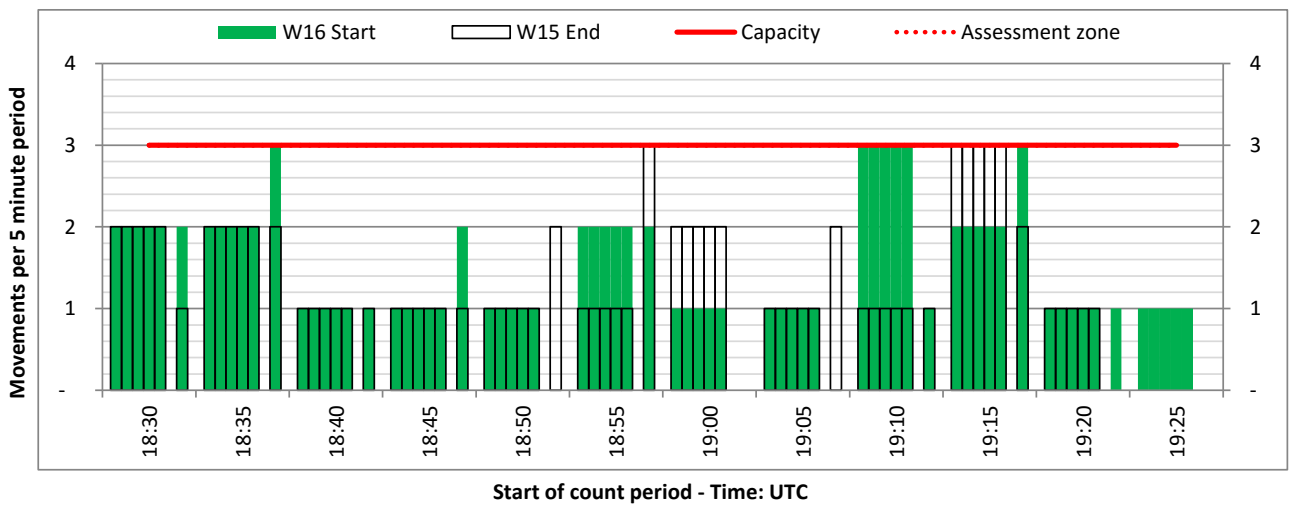
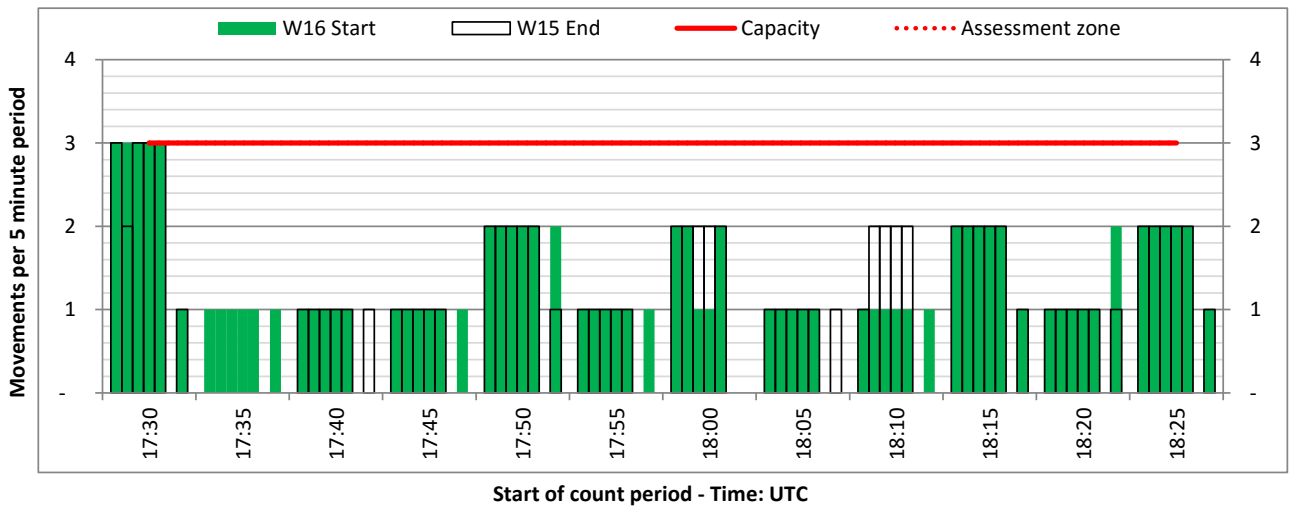
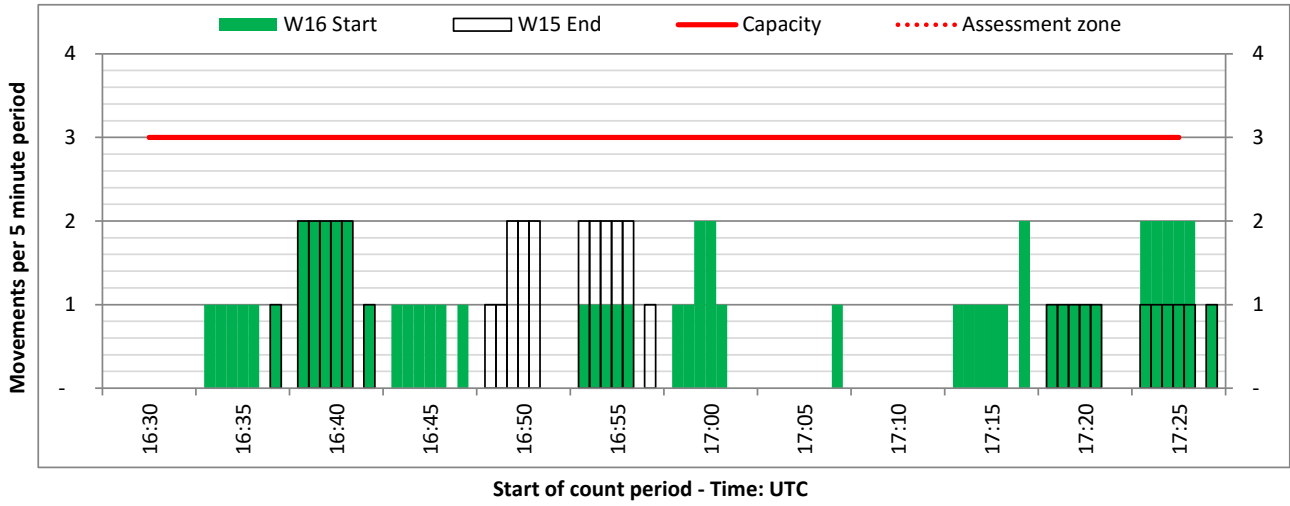
ARRIVAL - 5 minute count rolling every 5 mins (R5)



Terminals: All Terminals

Operators: All Operators

Days: 1234567



Peak Week - Movements Histogram

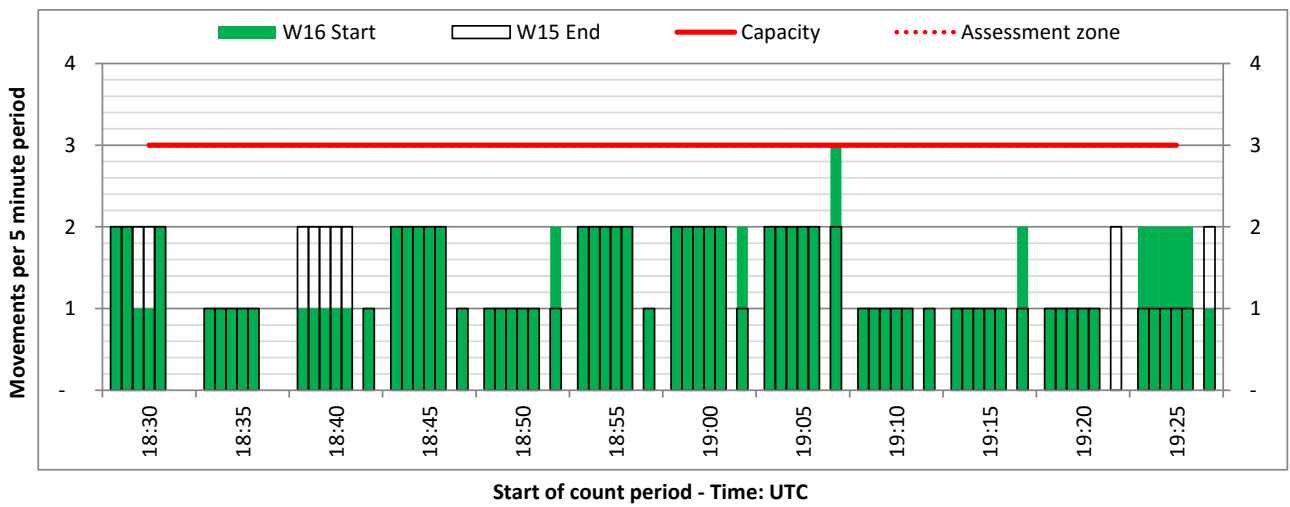
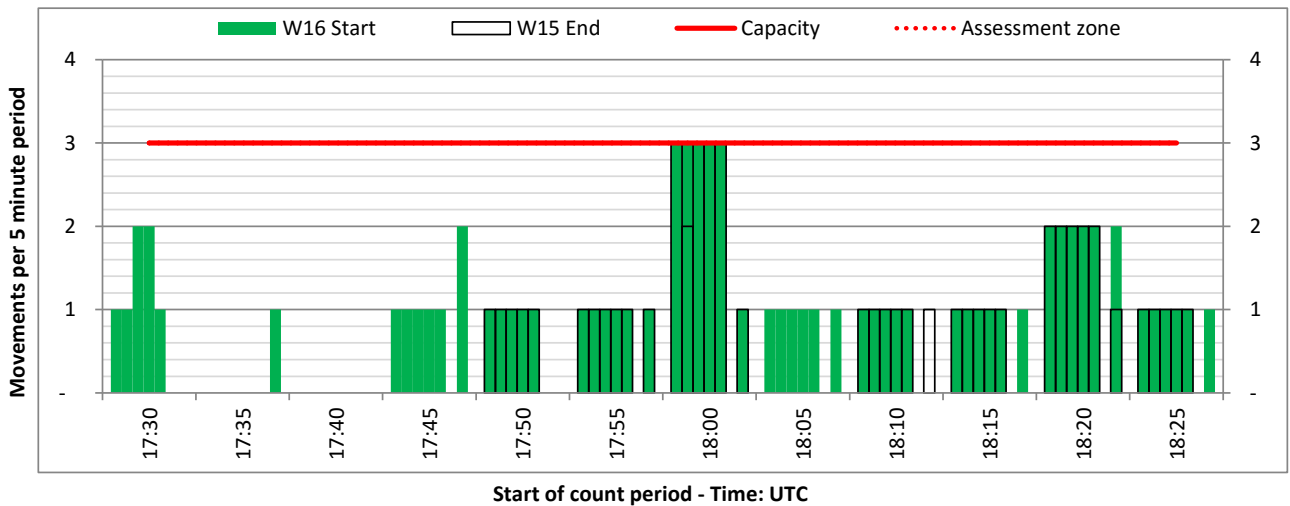
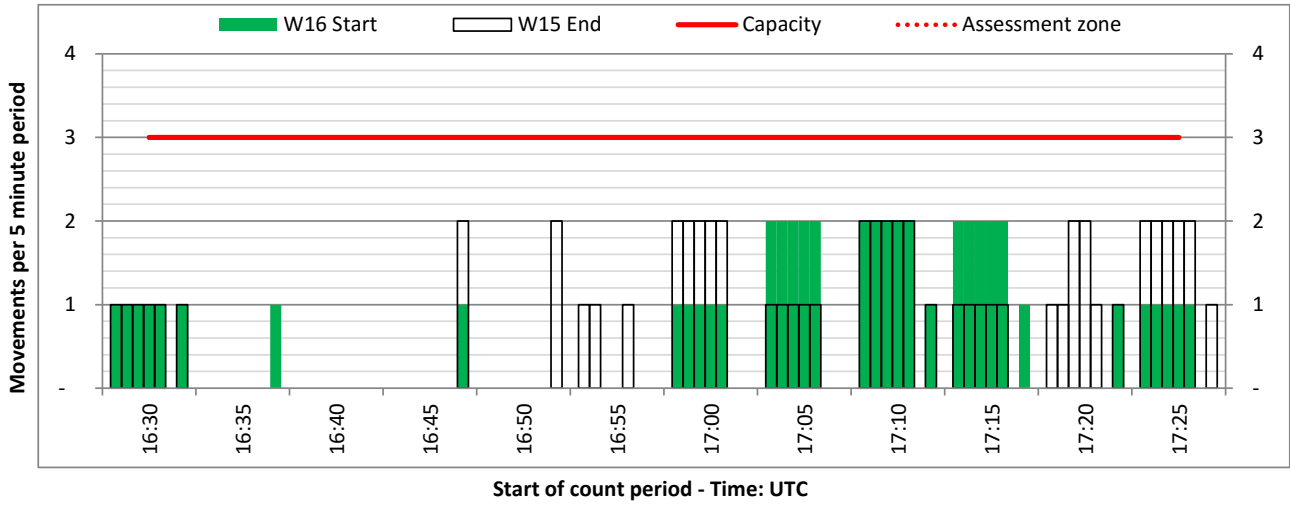
DEPARTURE - 5 minute count rolling every 5 mins (R5)



Terminals: All Terminals

Operators: All Operators

Days: 1234567



Glossary



| | |
|--|--|
| Air Transport Movement (ATM) | Any aircraft movement which is either a scheduled or chartered passenger or cargo flight. |
| Common Travel Area (CTA) | Origin or Destination is in Republic of Ireland or the Channel Islands. |
| Demand | Unconstrained demand before any schedule adjustments have been made. |
| "Fill-in" | These are gaps in a historic series of slots which the carrier requests to "Fill-in" at Initial Submissions - Fill-ins will be recognisably part of the historic series and will have the same flight details to qualify as a "Fill-in". |
| Hist (SHL) | Snapshot of historic schedule rolled over from end of the previous equivalent season - as advised to airlines in the SHLs. |
| ICAO Size A | Aircraft with wingspan between 0.00m - 14.99m. |
| ICAO Size B | Aircraft with wingspan between 15.00m - 23.99m. |
| ICAO Size C | Aircraft with wingspan between 24.00m - 35.99m. |
| ICAO Size D | Aircraft with wingspan between 36.00m - 51.99m. |
| ICAO Size E | Aircraft with wingspan between 52.00m - 64.99m. |
| ICAO Size F | Aircraft with wingspan between 65.00m - 80.00m. |
| Init Coord | Snapshot of schedule immediately after Initial Coordination is completed - as advised to airlines in the SALs. |
| Passenger Air Transport Movement (PATM) | Any aircraft movement which is either a scheduled or chartered passenger flight. |
| Start | Snapshot of schedule shortly before the start of the scheduling season (exact date given below where used). |
| Time: Local | Times shown are in LOCAL time for the airport/scheduling season. |
| Time: UTC | Times shown are in Universal Time Constant (UTC). |

Data snapshot descriptions

| | |
|------------------|--|
| W15 Start | W15 schedule as cleared on Wed 07-Oct-15. |
| W15 End | W15 schedule as cleared on Mon 28-Mar-16. |
| W16 Start | W16 schedule as cleared on Thu 27-Oct-16. |
| Peak Week | Peak week for W15 is Mon 15-Feb-16 to Sun 21-Feb-16. Peak week for W16 is Mon 27-Feb-17 to Sun 05-Mar-17. |

For ACL use

| | Airport-Season-Branch-Resource | From date | To date | Time |
|-------------------|------------------------------------|-----------------|-----------------|------|
| Full Season Rep 1 | LCY-W15-SoS Report - LIVE-Standard | Sun 25-Oct-2015 | Sat 26-Mar-2016 | UTC |
| Full Season Rep 2 | LCY-W15-END with CJ EZ-Standard | Sun 25-Oct-2015 | Sat 26-Mar-2016 | UTC |
| Full Season Rep 3 | LCY-W16-SoS Report - Live-Standard | Sun 30-Oct-2016 | Sat 25-Mar-2017 | UTC |
| | Airport-Season-Branch-Resource | From date | To date | Time |
| Peak Week Rep 1 | LCY-W15-SoS Report - LIVE-Standard | Mon 15-Feb-2016 | Sun 21-Feb-2016 | UTC |
| Peak Week Rep 2 | LCY-W15-END with CJ EZ-Standard | Mon 15-Feb-2016 | Sun 21-Feb-2016 | UTC |
| Peak Week Rep 3 | LCY-W16-SoS Report - Live-Standard | Mon 27-Feb-2017 | Sun 05-Mar-2017 | UTC |